

# Porsche Communication Management



20 years later and  
all of these things  
fit in your pocket.

# Connectivity is going mainstream



**LET'S TALK**  
CONNECTED DEVICES

TODAY THERE ARE  
**10 BILLION**  
CONNECTED DEVICES

**99%**  
OF EVERYTHING WE MAKE  
WILL CONNECT TO THE INTERNET

STREET LIGHTS  
TEXT BOOKS  
HEART MONITORS  
DOG COLLARS

An illustration of a city skyline with various smart devices and services labeled. The labels include STREET LIGHTS, TEXT BOOKS, HEART MONITORS, and DOG COLLARS. The illustration is in a stylized, colorful font.



# Types of connected car services, now and in the future




**Navigation, POI search, Traffic&Weather**

**Emergency, Monitoring, Convenience Services**



**Music Streaming**

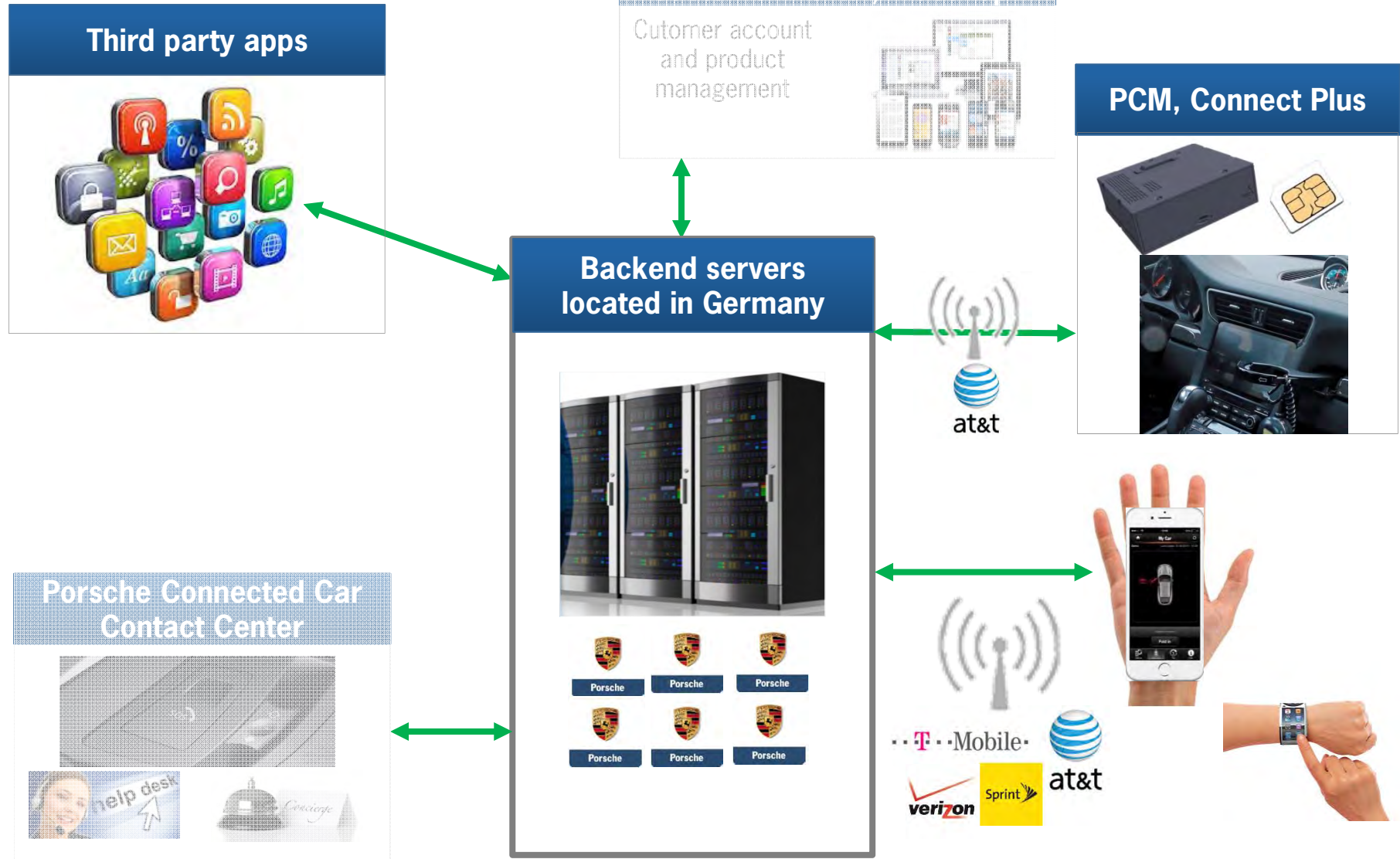


**Social Media Connections**



**Vehicle Health Monitoring & Report**

# Just how does it all work?



# Agenda

**Overview**

**Hardware**

**Software**

**Connectivity**

**Activation**





## PCM with Connect Plus



Smartphone compartment not available in the US

## The new PCM in the 991.2



### **7-inch screen**

- Frameless glass surface
- Capacitive touchscreen
- Multi-touch gestures
- Proximity sensor

### **LTE module - wireless internet access**

- PCM SIM card reader
- Wireless internet access with wifi hotspot
- Supports 4G data connectivity

### **Online Connectivity**

- PCM Connect App
- Online Navigation with Real Time Traffic Information (RTTI)
- Apple Car Play



## The new PCM benefits compared to PCM 3.1

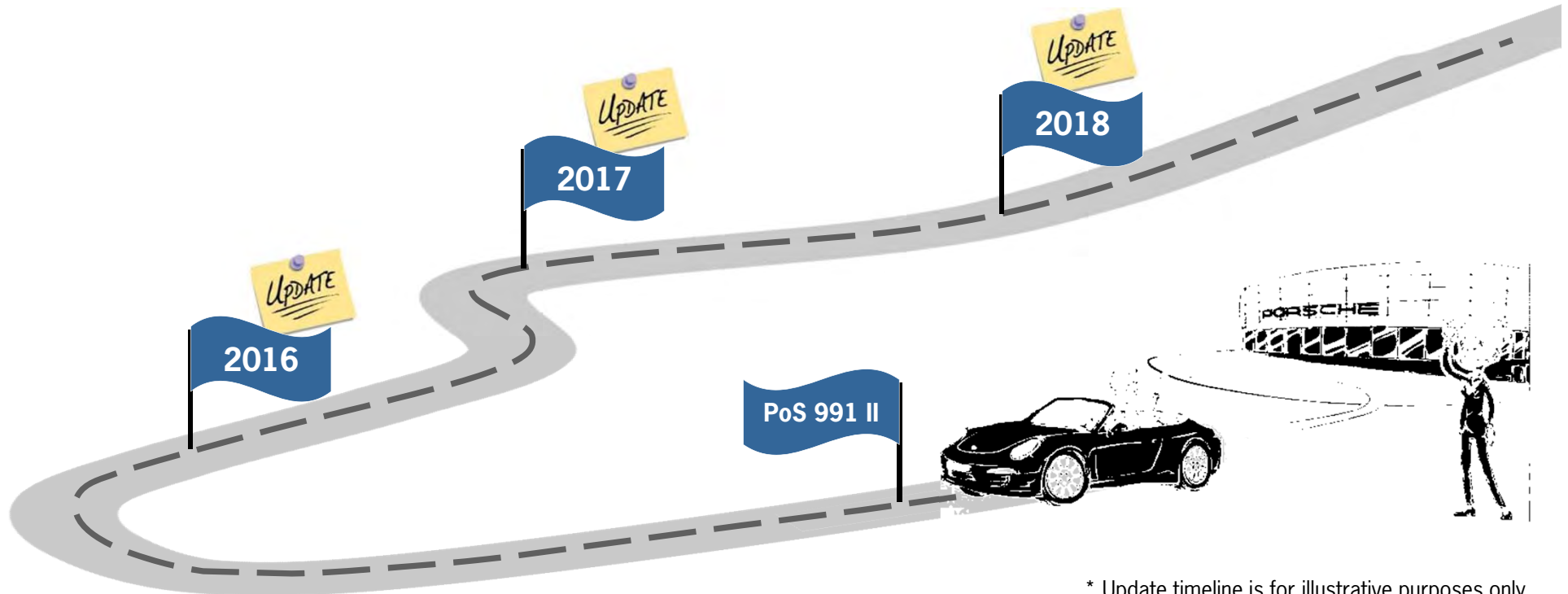


New PCM Feature	PCM 3.1
✓ Full glass display	✗
✓ Capacitive touchscreen (with proximity sensor)	✗
✓ Freehand text entry	✗
✓ (2) SD – memory card reader	✗
✓ LTE telephone module with 4G data	✗
✓ WiFi Hotspot function	✗
✓ Online navigation with Real Time Traffic Information	✗
✓ Porsche Connect App compatible	✗
✓ Apple CarPlay	✗
✓ Services updatable	✗

# The services offered in the new PCM will be steadily updated over time.

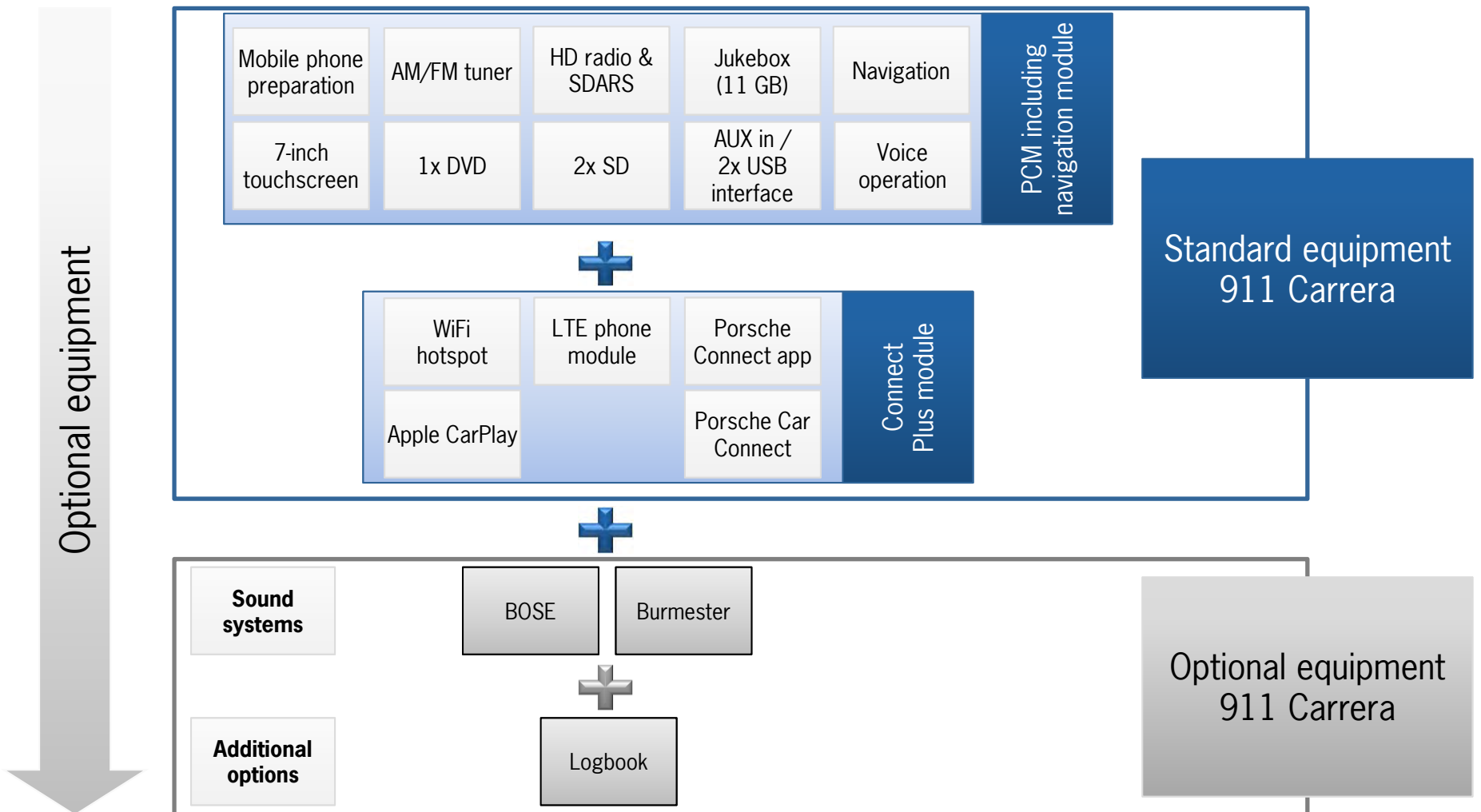
Update

- New services can be added over time
- Existing services can be improved over time



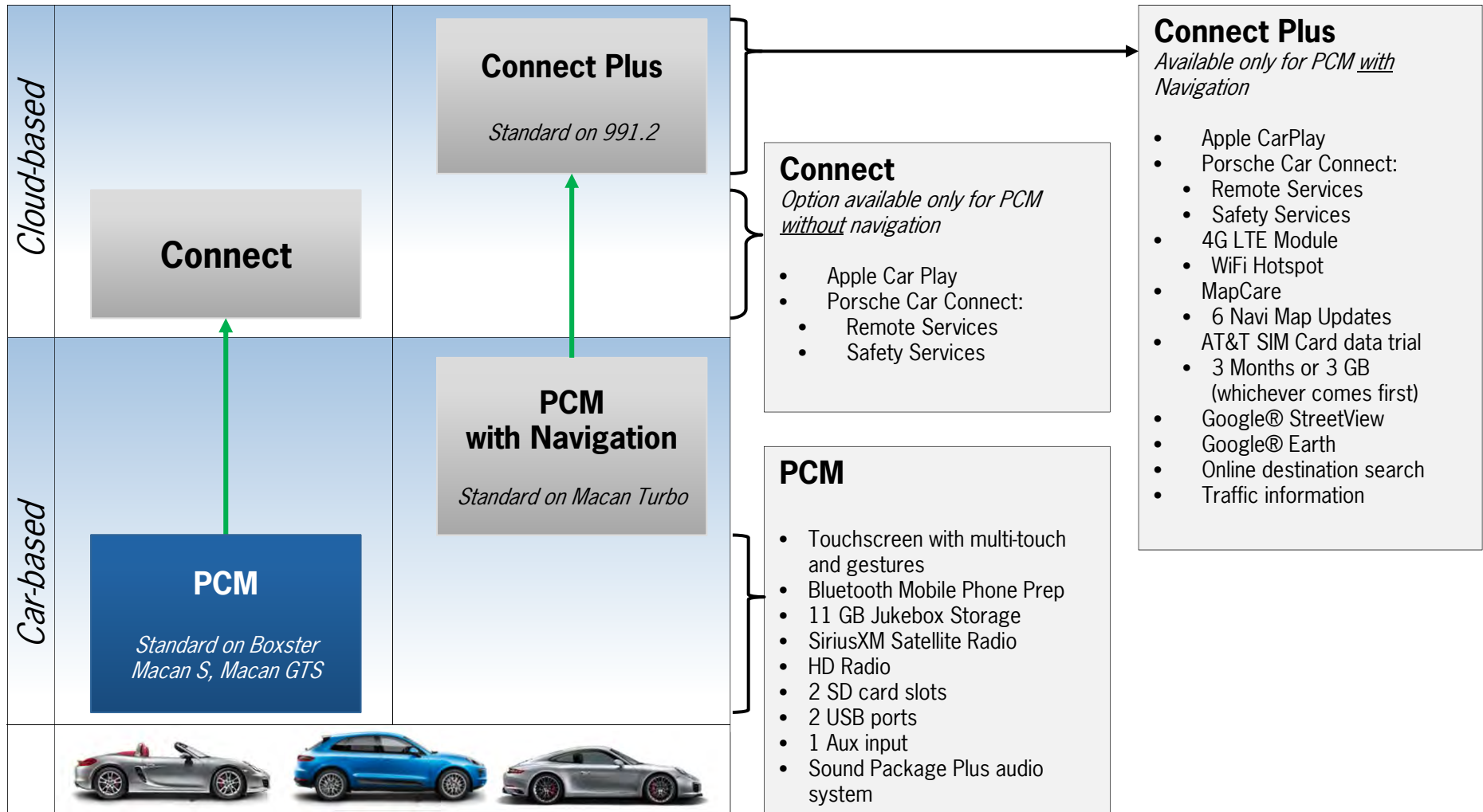
\* Update timeline is for illustrative purposes only.  
Exact timeline is not set

# Audio and Communication offer for 991.2





# Audio and Communication offer for Macan and Sportscars



# Agenda

Overview

Hardware

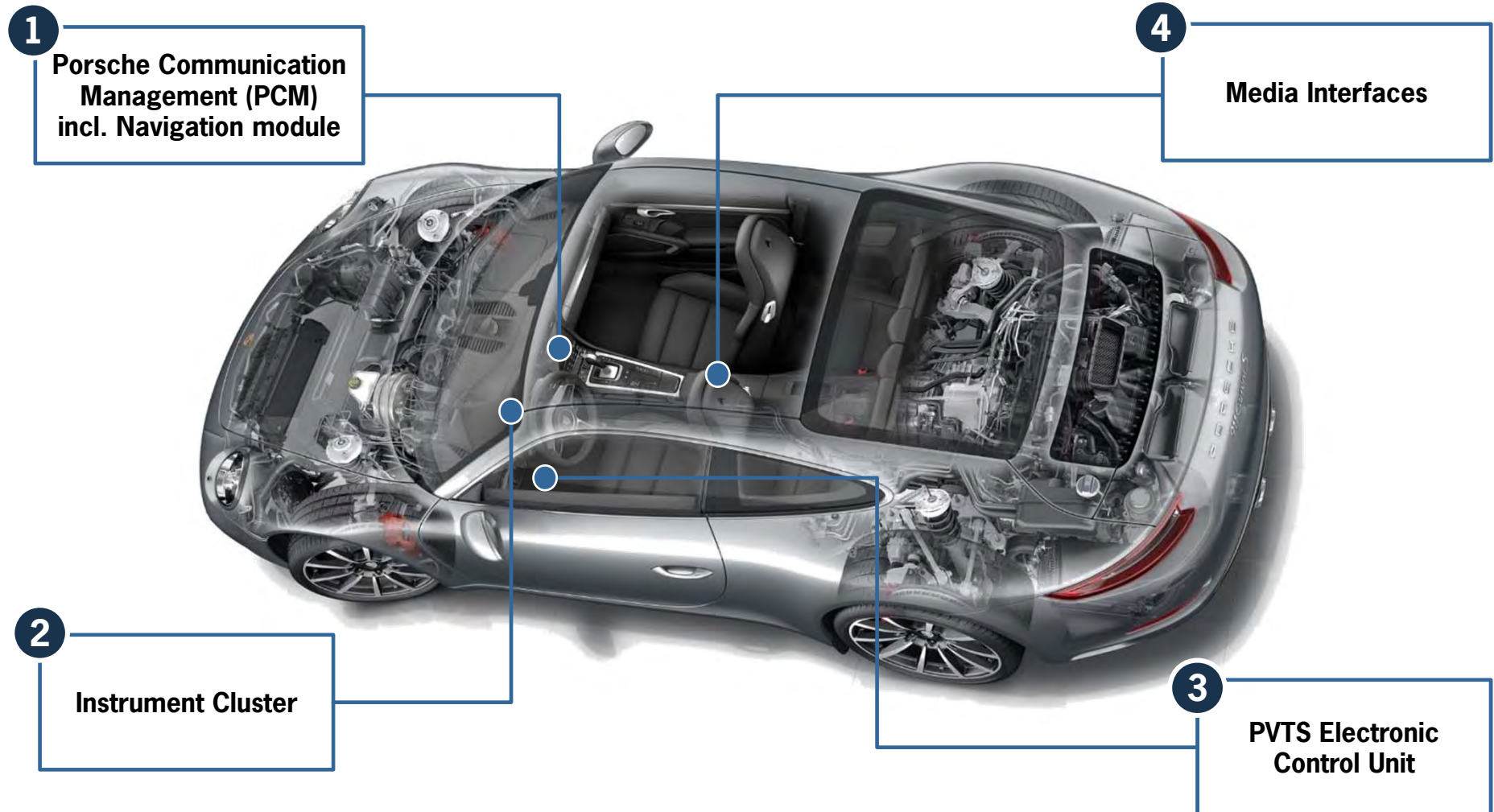
Software

Connectivity

Activation

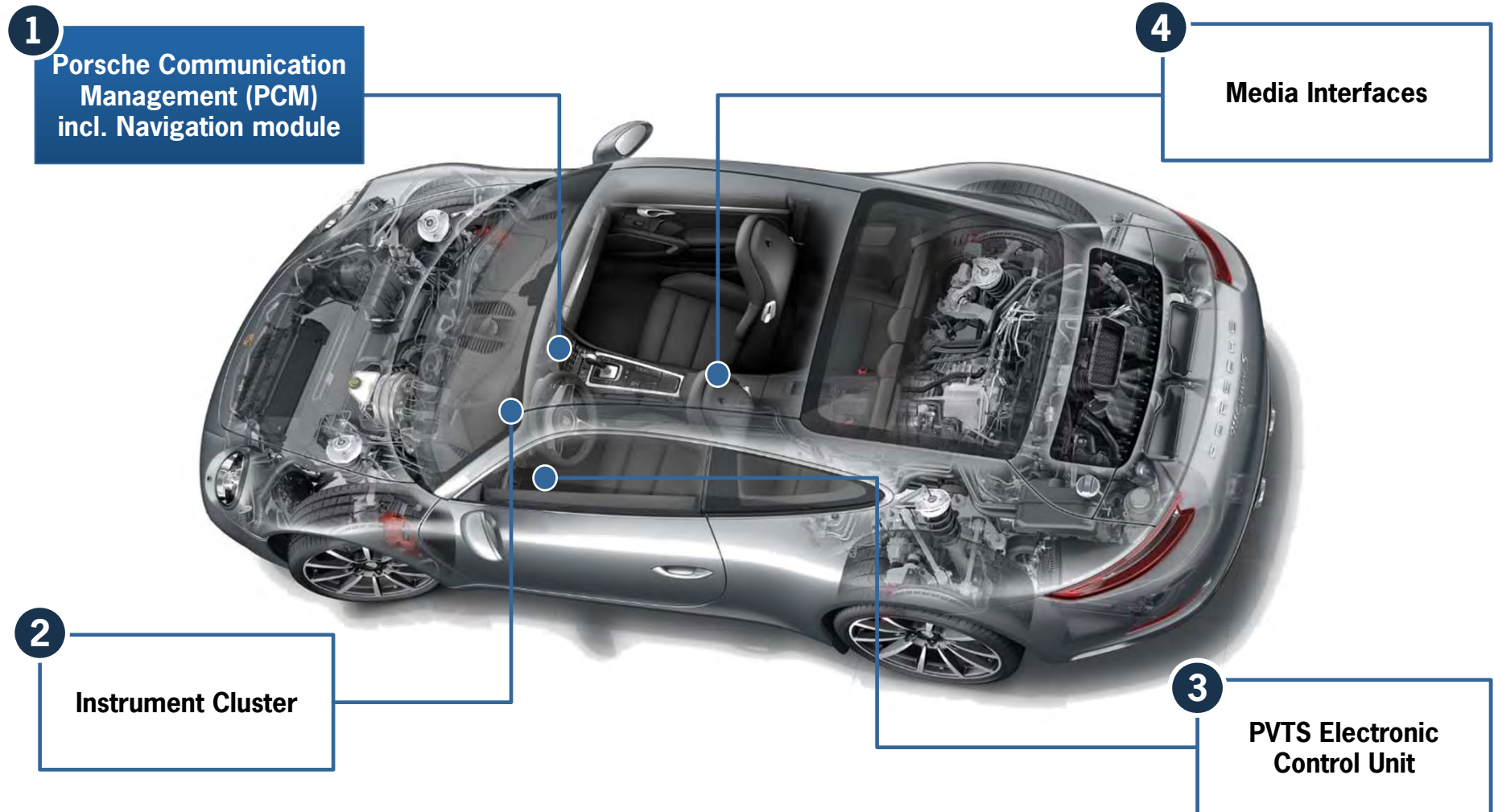


**To enable online service, there are various hardware modules installed in the new 911 models.**





**To enable online service, there are various hardware modules installed in the new 911 models.**



## The new generation of Porsche Communication Management (PCM) incl. navigation module is standard in all new 911 models.

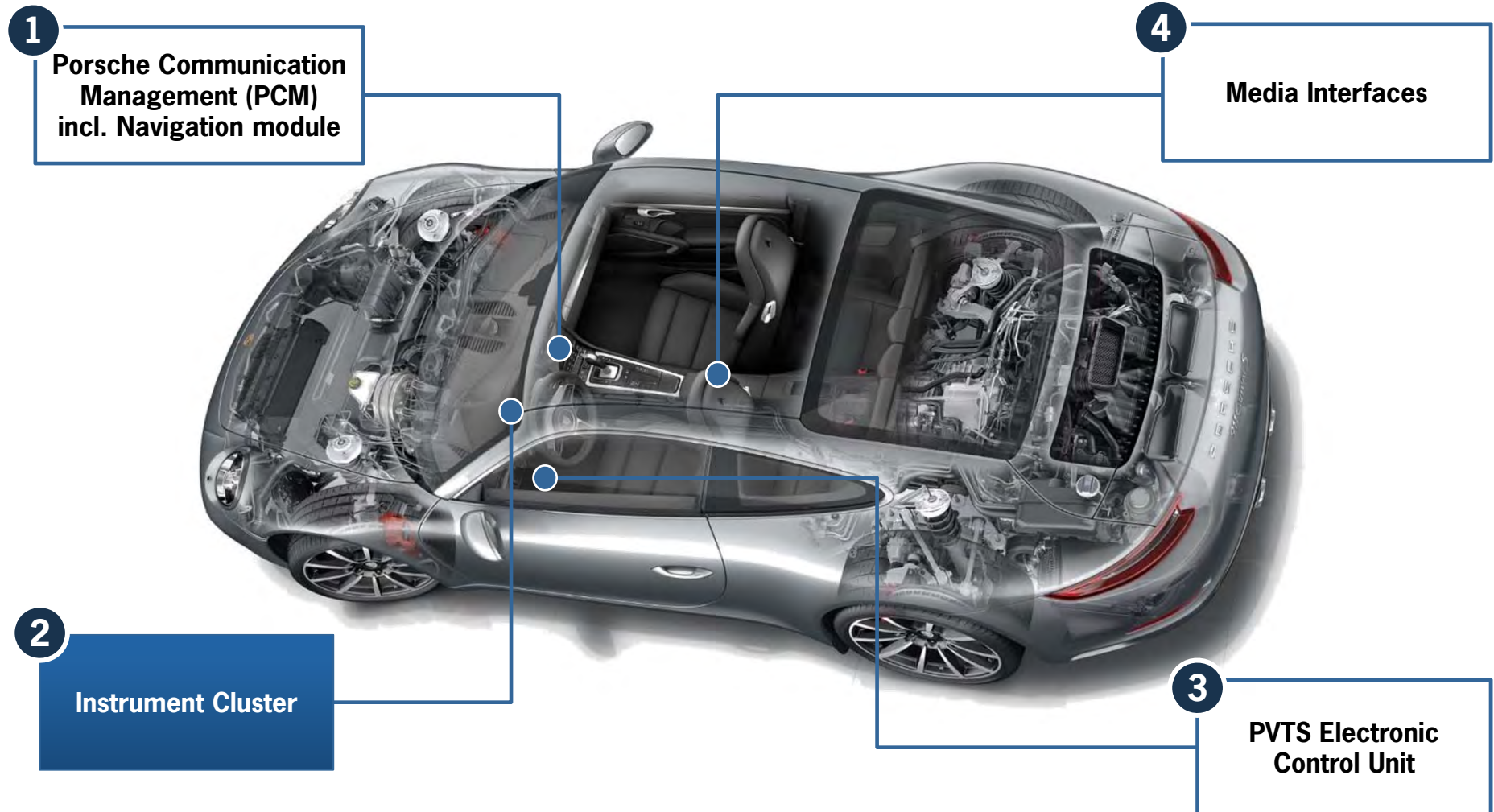


1

### Porsche Communication Management (PCM) incl. navigation module

- **PCM incl. navigation module** with high-resolution 7-inch color touchscreen
- **LTE telephone module** provides online data connection via **SIM card** inserted in the PCM
- **Wireless internet access** (hotspot) for Wi-Fi devices
- **Connection manager** for internet connection, USB, Bluetooth
- **Latest design and operation functions:** Frameless glass surface, **multitouch gesture** control, and proximity sensors

**To enable online service, there are various hardware modules installed in the new 911 models.**





## Additional operation and display of Connect services in the Instrument Cluster ensure better usability.

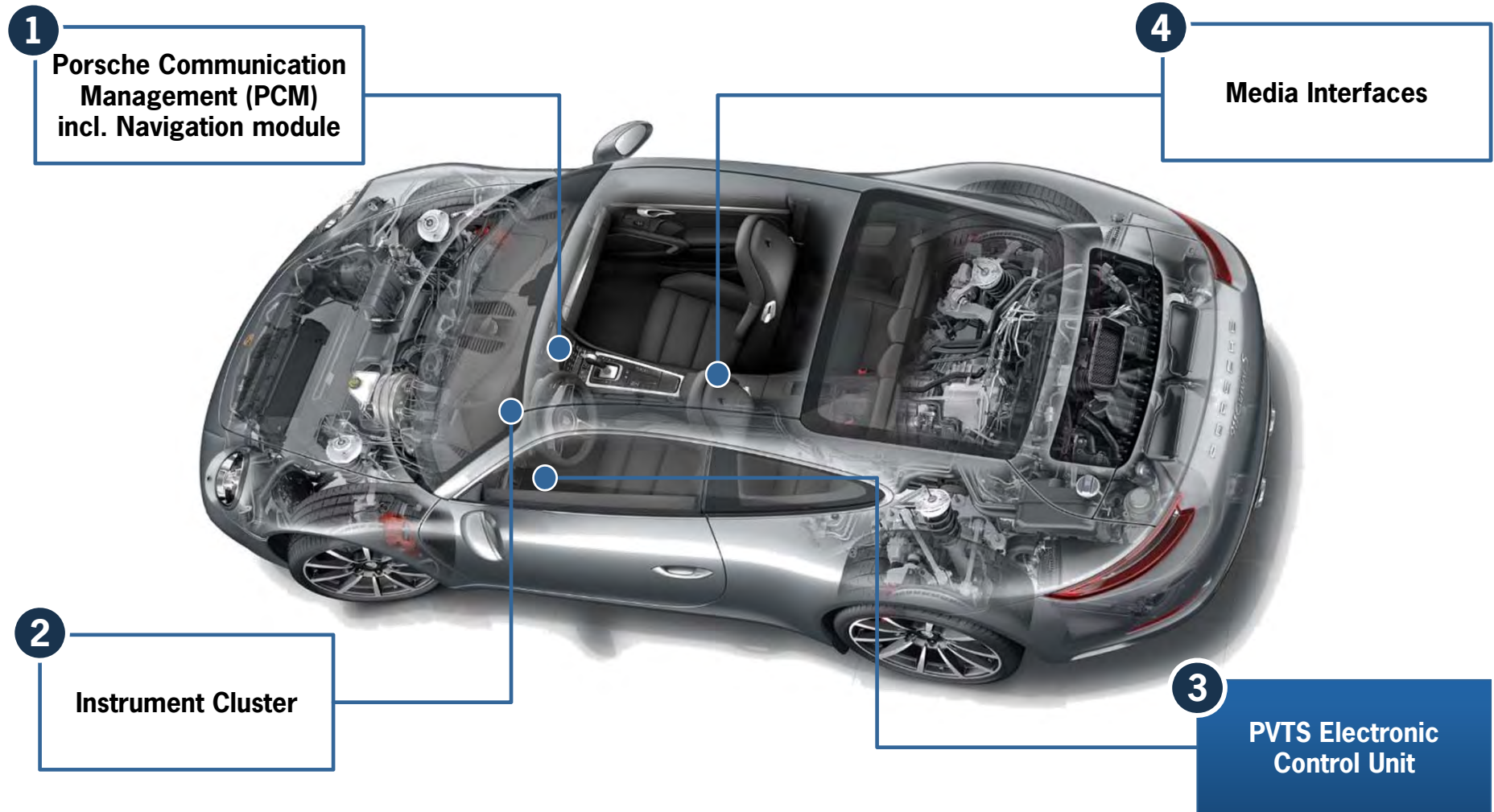


### 2

#### Instrument Cluster

- **Second display** in the instrument cluster for enhanced ease of use
- **Parallel depiction of Google Earth and Real Time Traffic Information** in the instrument cluster (and in the PCM)
- **Zoom** functionality is also available on the **4-inch TFT-display** in the instrument cluster
- While driving, the **autofocus mode** ensures the best possible experience

**To enable online service, there are various hardware modules installed in the new 911 models.**



# The Porsche Vehicle Tracking System (PVTs) Electronic Control Unit enables a remote smartphone connection to the vehicle.



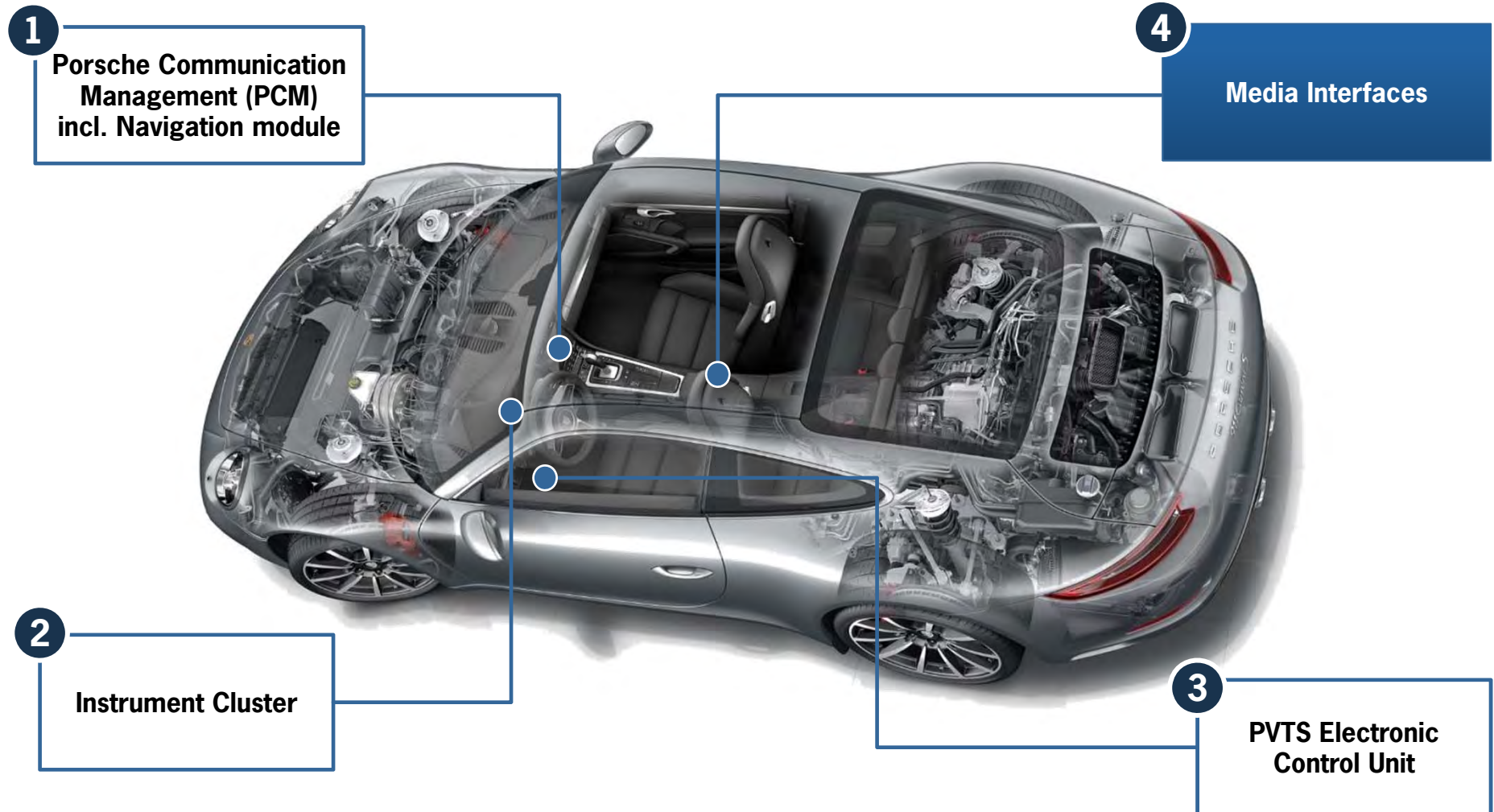
## 3

### PVTs Electronic Control Unit

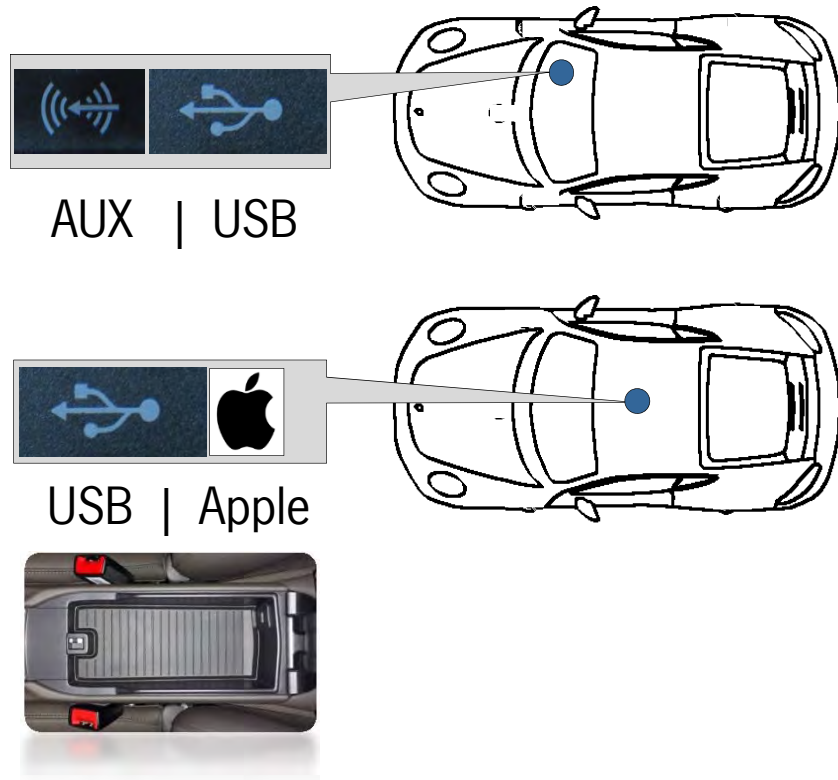
- The **PVTs Electronic Control Unit** enables vehicle related services (via the **Porsche Car Connect** app on a smartphone)
- **Remote Services:**  
Vehicle Status, Sound Horn / Flash Lights, Carfinder incl. navigation, Fold Mirrors, Door Lock Control
- **Safety Services:**  
Crash Notification, Breakdown Call
- **Security Services:**  
Porsche Vehicle Tracking System



**To enable online service, there are various hardware modules installed in the new 911 models.**



## Two media interfaces allow for multiple connections



### 4

### Media Interfaces

- **Two media interfaces** provide different functionality:
- **Glove box** provides AUX and USB connectivity
- **Center Console** provides USB and Apple Car Play Connectivity

# Agenda

Overview

Hardware

Software

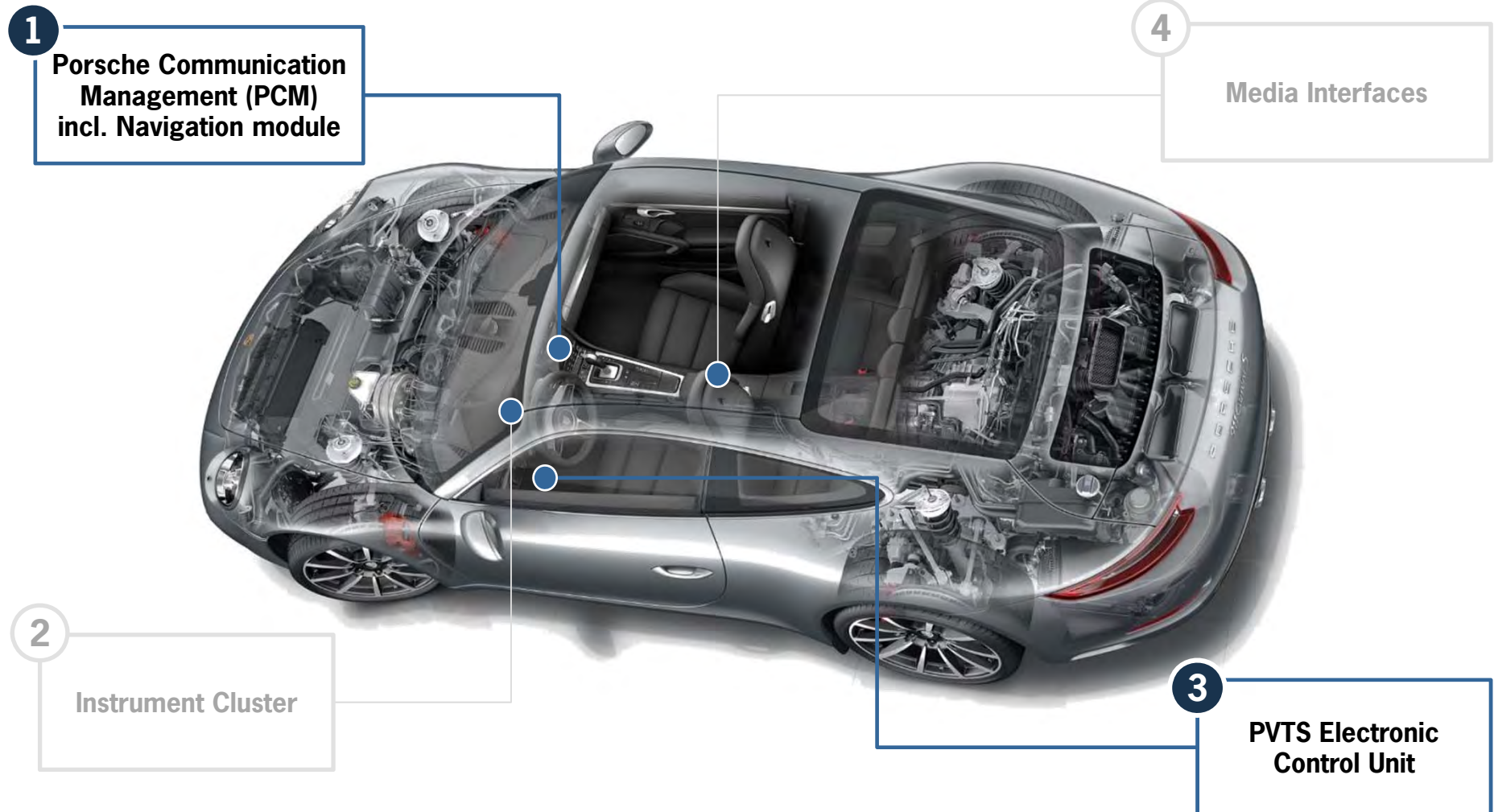
Connectivity

Activation

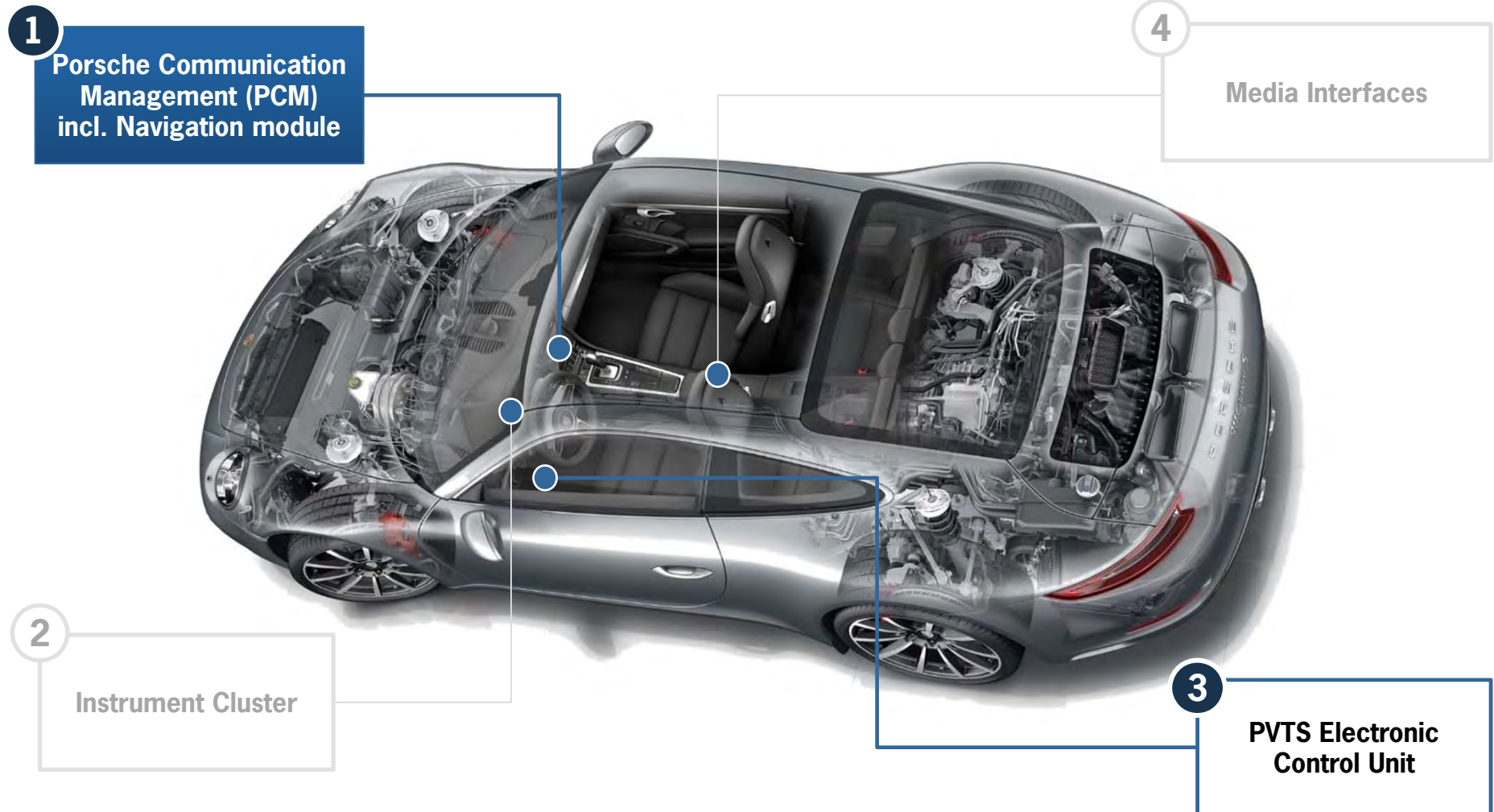




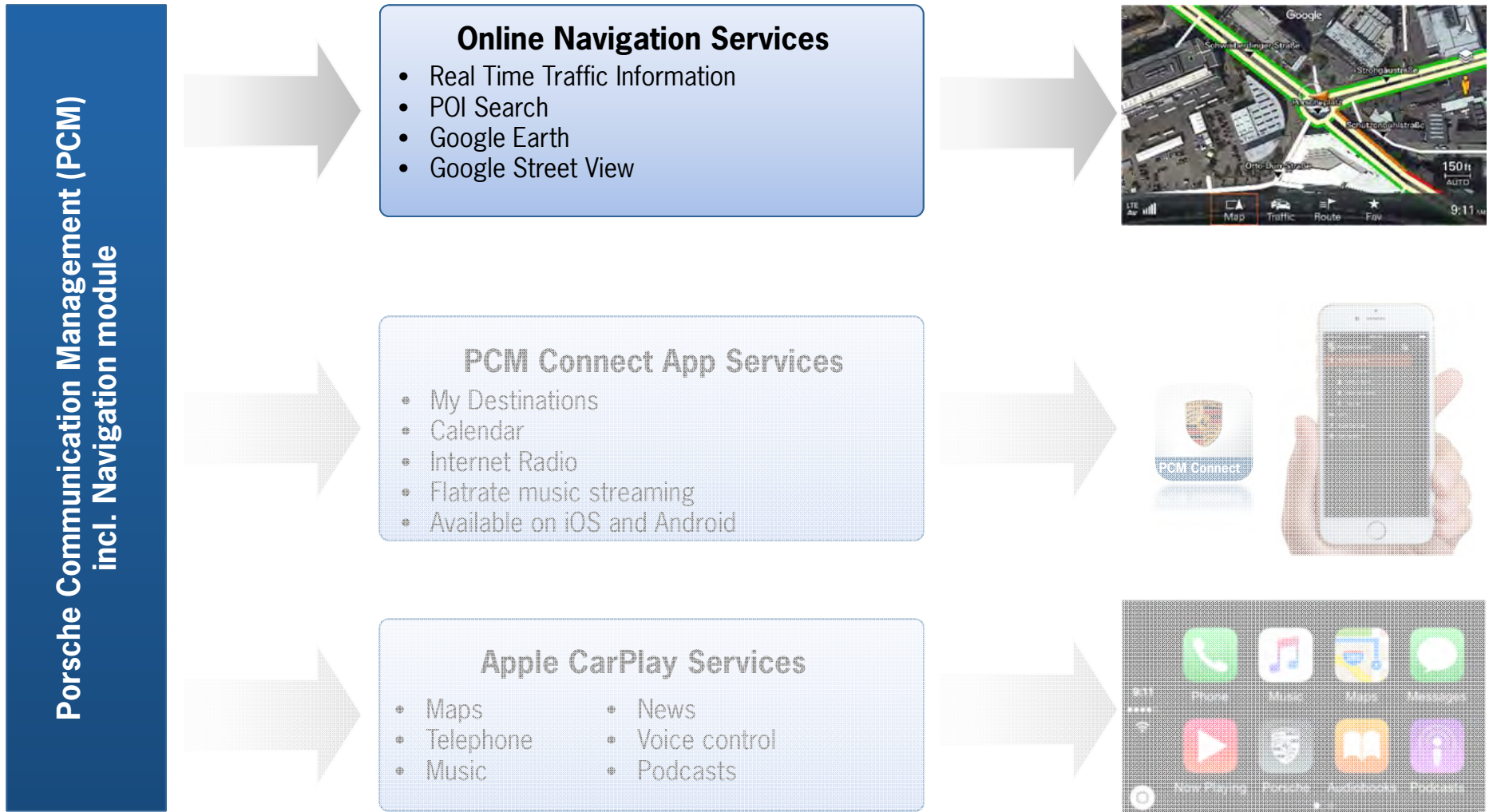
# Online services are enabled via different software components



# Online services are enabled via different software components



# The PCM enables Online Navigation, PCM Connect App Services, and Apple CarPlay

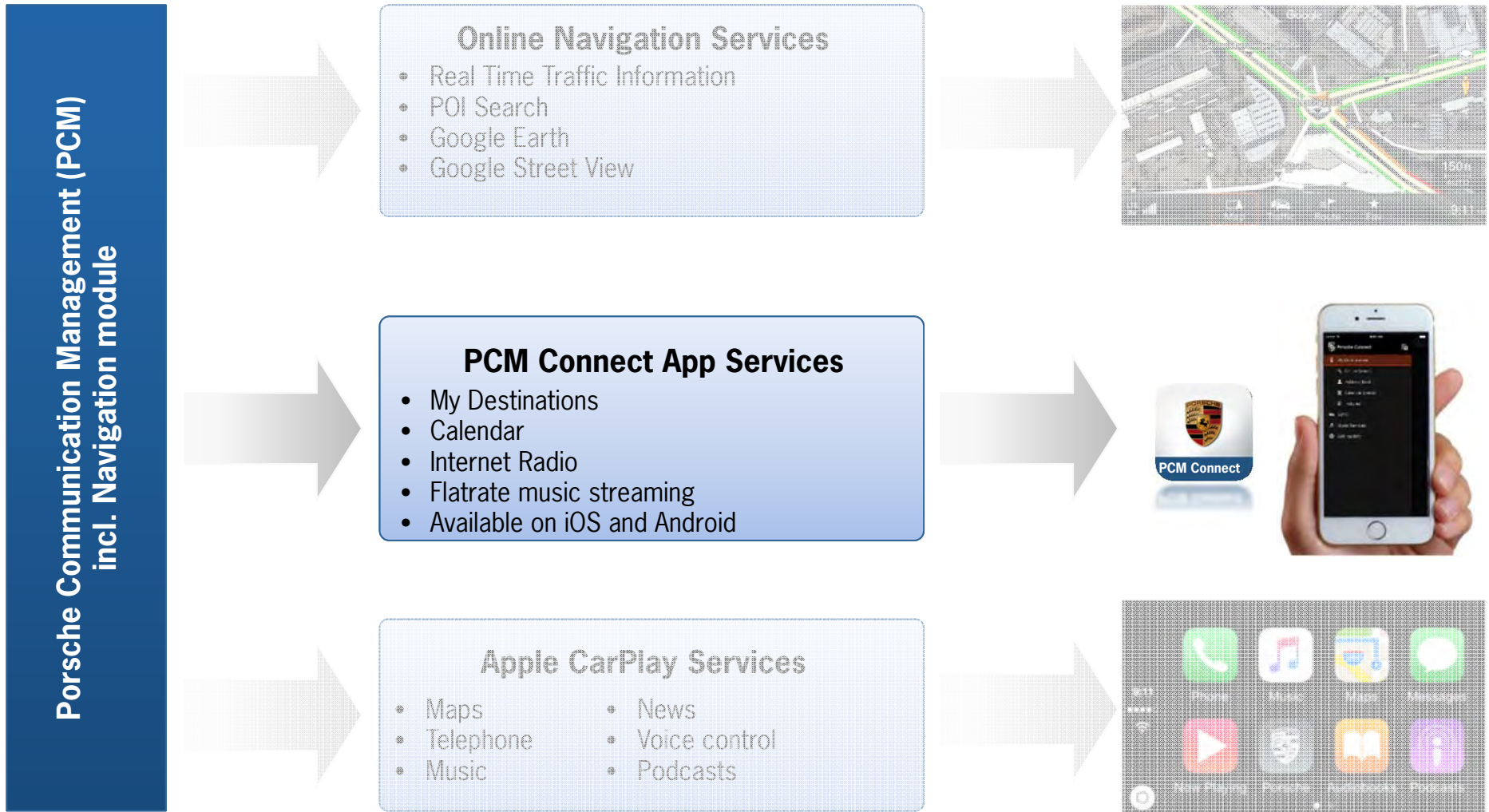




## Online Navigation



# The PCM enables Online Navigation, PCM Connect App Services, and Apple CarPlay

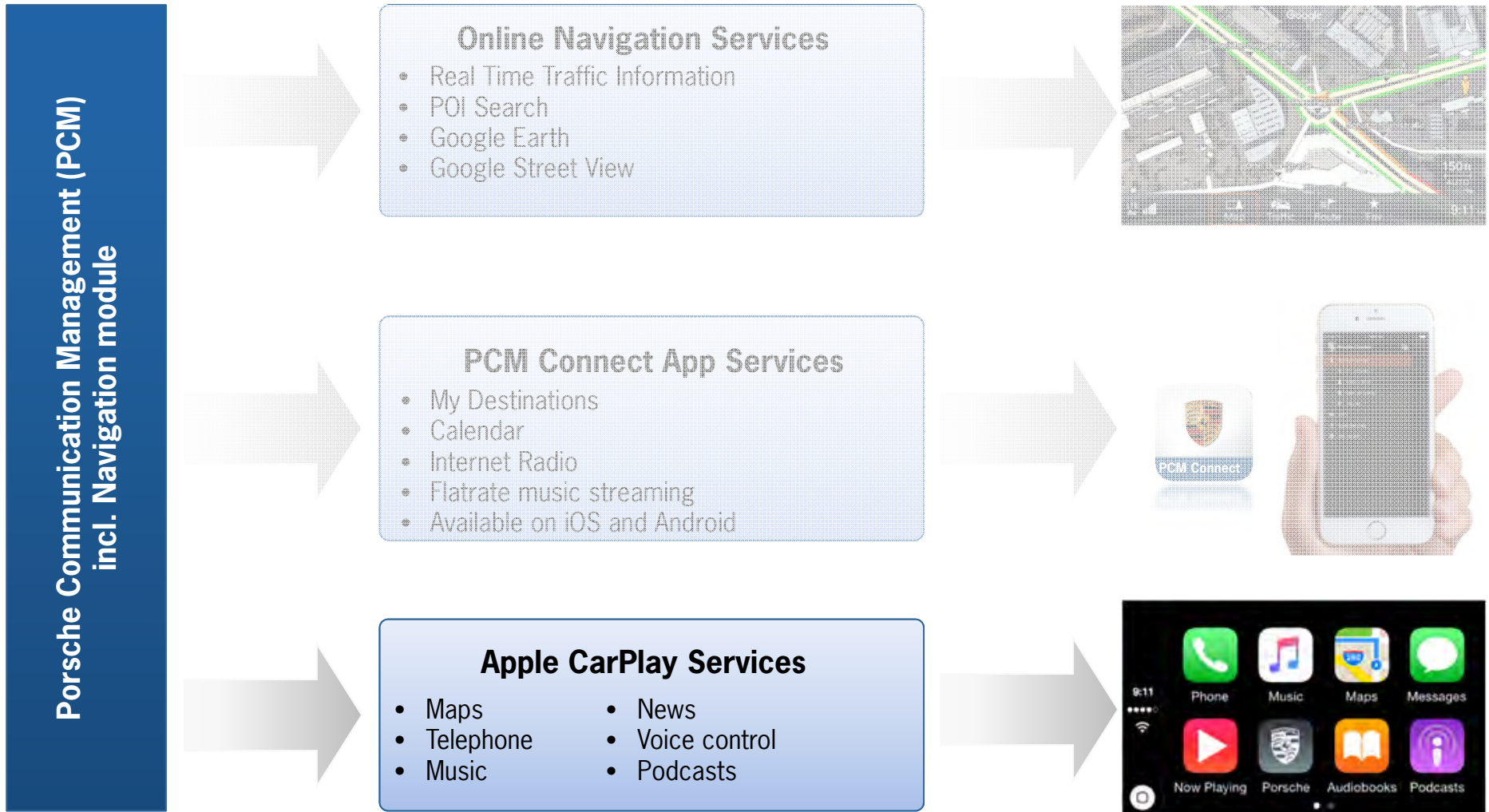


## **PCM Connect App (Porsche Connect App)**






# The PCM enables Online Navigation, PCM Connect App Services, and Apple CarPlay

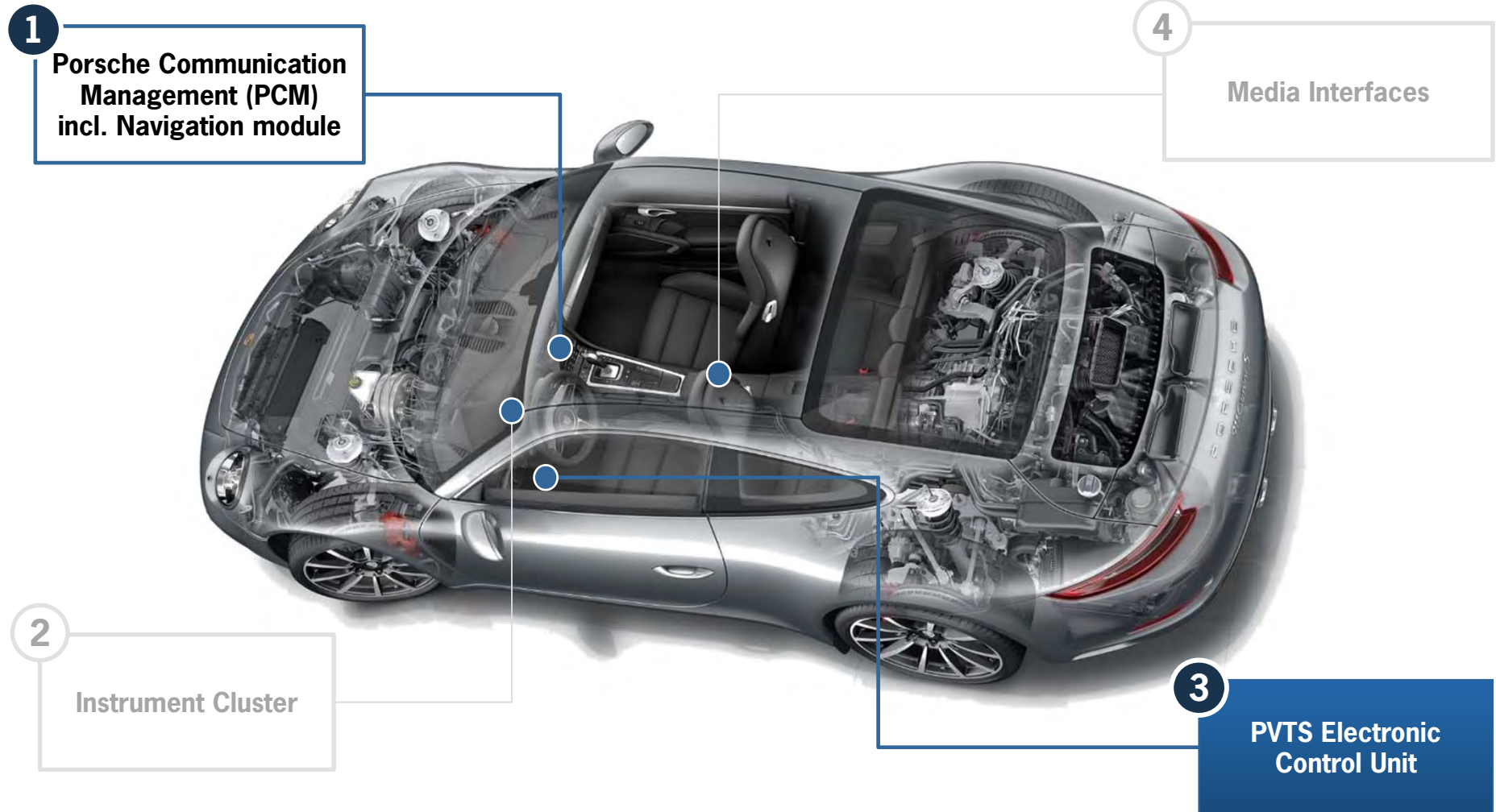


## Apple CarPlay



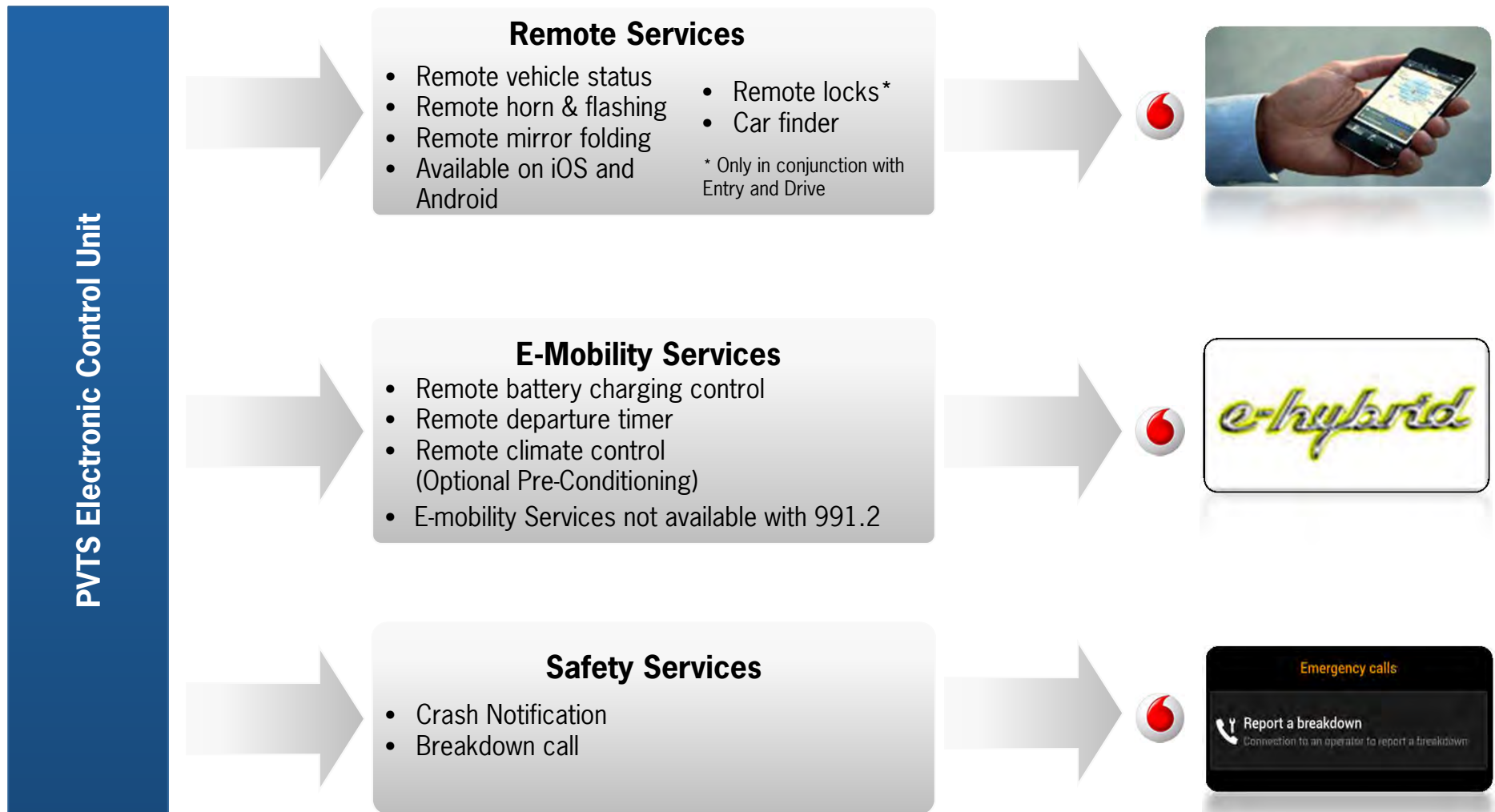
Smartphone compartment not available in the US

# Online services are enabled via different software components





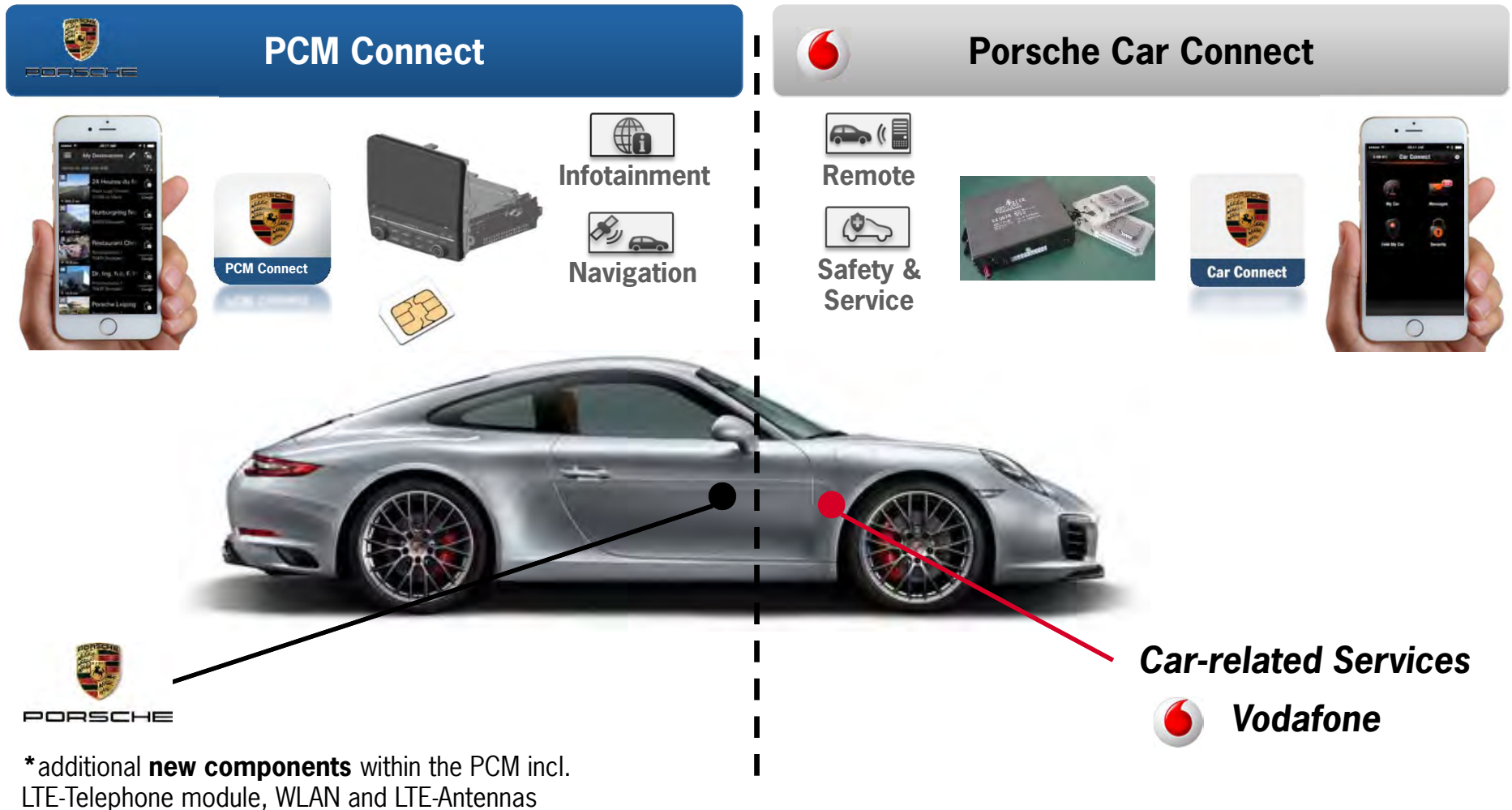
# The PVTs Control Unit enables Porsche Car Connect Services



## Porsche Car Connect



# Technical differences: PCM Connect and Porsche Car Connect



# Agenda

Overview

Hardware

Software

Connectivity

Activation





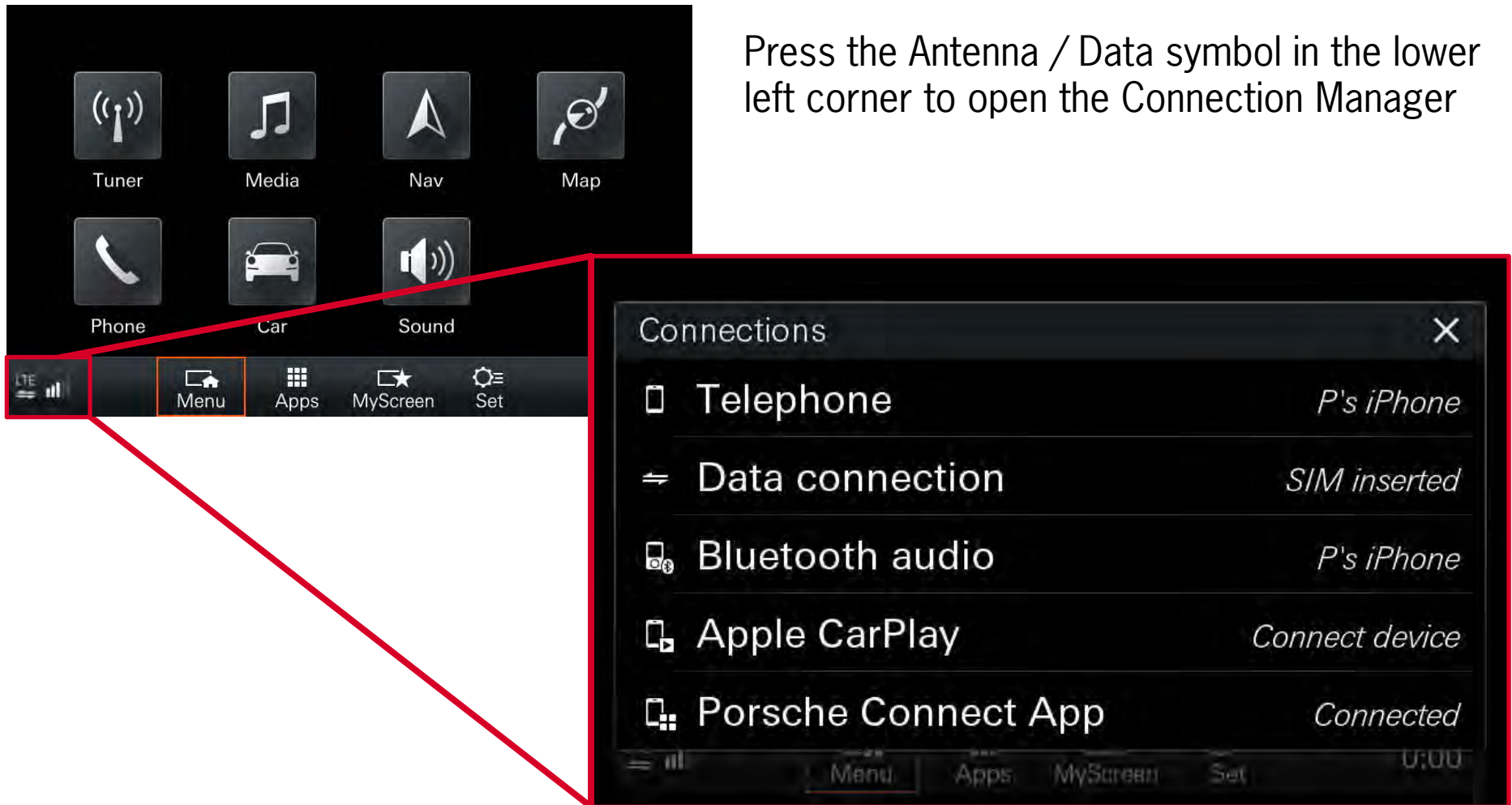
# PCM and smartphone connectivity: There are multiple data connections




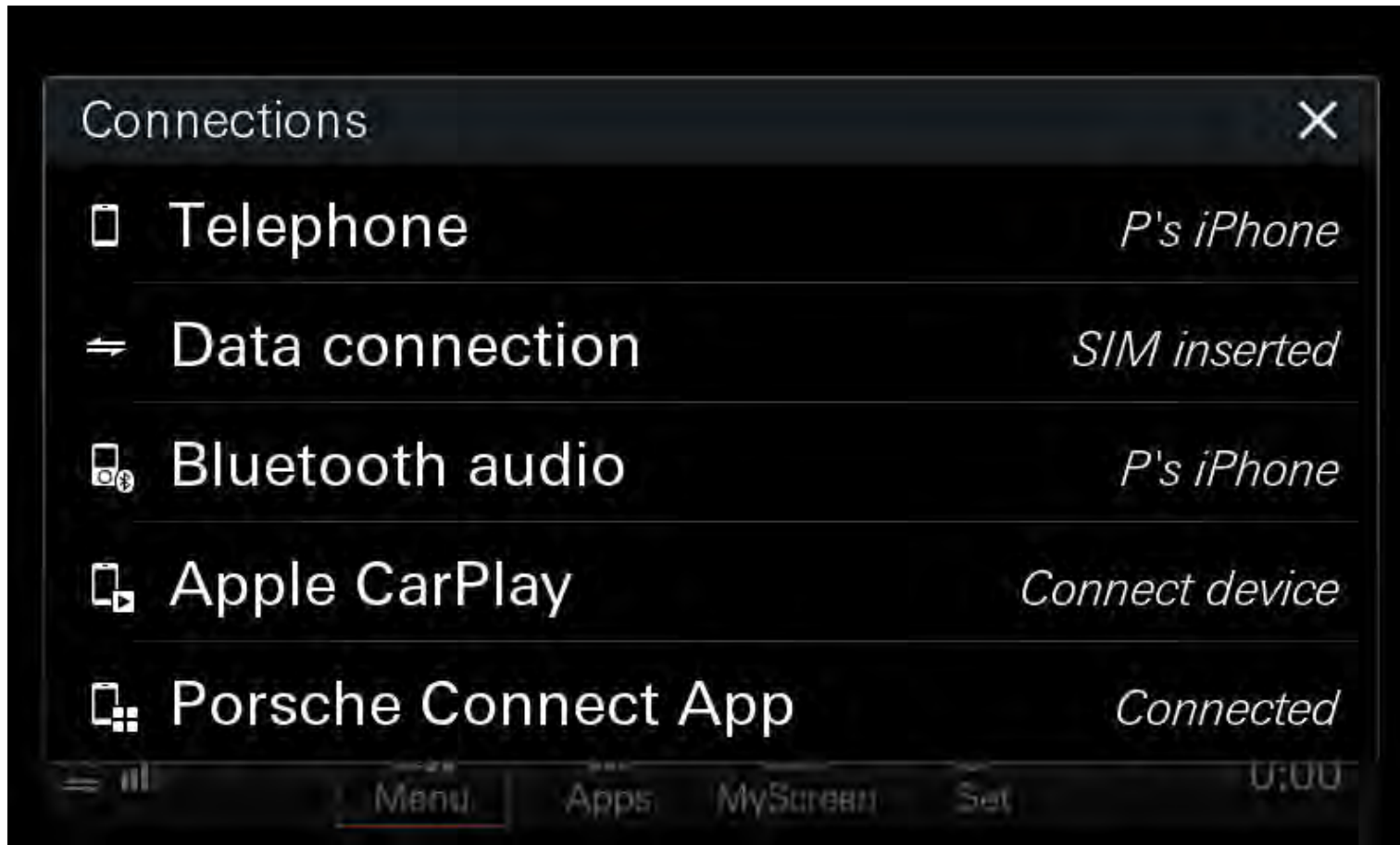
The Data Connection Manager will allow you to manage all connection types.

# Data Connection Manager

Press the Antenna / Data symbol in the lower left corner to open the Connection Manager



# Data Connection Manager



Note: Porsche Connect App = PCM Connect App



# Online Navigation Services and Real Time Traffic Information (RTTI): Connectivity via SIM card in the PCM



SIM card



**The Online Navigation Services and Real Time Traffic Information (RTTI) require an internet connection. A SIM card with an active subscription will provide the best possible customer experience.**

An AT&T SIM card with a 3 month/3 GB trial will be provided with the vehicle.

# There are two possible options to establish a data connection in the 991.2

**1** Customer inserts a SIM card



**Recommendation Solution**

**2** Smartphone Tethering and personal Hotspot



**Requires enabling Hotspot each trip**

# PCM Connect App: Connectivity via WiFi connection



**Navigation/POI Services:**

Saving favorite POIs/navigation destinations,  
Navigate to a geo-tagged picture

**Calendar and Contacts:**

Use of calendar in the PCM

**Music streaming:**

Internet Radio, Music streaming



## Apple CarPlay: Connectivity via a USB connection



iPhone 5 and newer

Lightning USB cable

Center Console  
USB connection

Apple CarPlay on the PCM

**The Apple CarPlay service is provided by Apple. The content provided is subject to change. Please visit Apple's website for up to date information regarding Apple CarPlay:**

[www.apple.com/ios/carplay](http://www.apple.com/ios/carplay)

# Agenda

Overview

Hardware

Software


Connectivity

Activation



# There are 4 services that must be activated before delivery of the vehicle to the customer

The PCM Checklist will be available on PPN and provided with this presentation.




### Checklist

PCM incl. navigation module during the sales process

With its new generation of PCM and Connect services, Porsche is offering customers a state-of-the-art infotainment system with online navigation, optimum smartphone integration and connectivity. To ensure that all services and functions meet Porsche's usual premium standard of quality for the customer, a number of points must be considered during the sales process. Please make sure that the demonstration vehicles have Internet access, either via SIM card, WiFi hotspot or dealer smartphone.

#### Prior to Delivery




- Make a note of the customer's mobile phone number and email address in CDP so that the customer can be invited to join the Porsche Connect Portal at a later date.
- Make sure that there is no email block activated in CDP and explain to the customer that communication via email and SMS is vital if he wishes to continue using the services. Bear in mind that the customer data entered into CDP will then be visible to the customer in the Porsche Connect Portal later on.
- Ask your customer to install the "Porsche PCM Connect" App (My Destinations, Music Streaming, Calendar, etc).

#### Porsche Car Connect

- Ask your customer to register online for the Porsche Car Connect Portal, send you the installation code, and to install the "Porsche Car Connect" App (Remote / Safety Services).
- Forward the installation code and the vehicle to your colleagues in After Sales to activate Porsche Car Connect in the vehicle.

#### During the Sales



- Activate Sirius XM
- Remove the SIM card from the Welcome Kit. Follow the instructions within the Welcome Kit to activate the provided SIM card.
- Connect the customer's mobile phone with the vehicle via Bluetooth and WiFi.
- Assist the customer with pairing the PCM Connect app.
- Demonstrate the Bluetooth and WiFi PCM functions, including the Porsche PCM Connect App.
- Inform the customer that they will be invited to join the Porsche Connect Portal at a later date and that they will have the option to extend the contract for Connect services via [www.porsche.com/connect](http://www.porsche.com/connect).
- Inform the customer that the services provided will continue to be enhanced, and that they will be informed of any developments in good time.

### PCM at a glance

Offer structure

PCM	
<ul style="list-style-type: none"> <li>▶ Frameless glass surface, multitouch gesture control and proximity sensors</li> <li>▶ Mobile phone preparation</li> <li>▶ AM/FM tuner</li> <li>▶ HD radio</li> <li>▶ 2x SD</li> <li>▶ 1x DVD</li> <li>▶ AUX-IN</li> <li>▶ 2x USB</li> <li>▶ Auxiliary</li> <li>▶ Sound Package Plus</li> </ul>	<ul style="list-style-type: none"> <li>▶ Frameless glass surface, multitouch gesture control and proximity sensors</li> <li>▶ Mobile phone preparation</li> <li>▶ AM/FM tuner</li> <li>▶ HD radio</li> <li>▶ 2x SD</li> <li>▶ 1x DVD</li> <li>▶ AUX-IN</li> <li>▶ 2x USB</li> <li>▶ Navigation</li> <li>▶ Voice control</li> </ul>

+

Connect package	
<ul style="list-style-type: none"> <li>▶ Apple CarPlay</li> <li>▶ Porsche Car Connect (remote, safety and security services)</li> </ul>	<ul style="list-style-type: none"> <li>▶ Apple CarPlay</li> <li>▶ Porsche Car Connect (remote, safety and security services)</li> <li>▶ WiFi hotspot</li> <li>▶ LTE telephone module</li> <li>▶ Connect App</li> <li>▶ Optimized navigation (thanks to online functions (real-time traffic information, visualization using Google Earth® and Google StreetView®)</li> </ul>

A standard SIM card or smartphone is recommended when using Connect services in PCM.

The Porsche real-time traffic information, Google Street View® and Google Earth® services can be used free of charge for at least 12 months (depending on the market). Once the free period has expired, the services can be extended via the Porsche Connect Portal at [www.porsche.com/connect](http://www.porsche.com/connect).

The remote services of the Porsche Car Connect App can be used free of charge for 12 months.

For further information see

- ▶ [www.porsche.com/connect](http://www.porsche.com/connect)
- ▶ Driver's manual
- ▶ FAQs (PPN)
- ▶ Good to know app
- ▶ PCM tutorial
- ▶ Porsche Car Connect Portal
- ▶ Web-based training
- ▶ ATLT SIM Portal



# Porsche Car Connect

The Porsche Car Connect activation remains unchanged from the existing procedure.

Information is already available on PPN regarding the activation process.



- ▶ Overview
- ▶ Customer Web Portal (CWP)
- ▶ Installation of Porsche Car Connect
- ▶ Activation of Porsche Car Connect App
- ▶ Porsche Car Connect Service Costs
- ▶ Porsche Car Connect Operating Manual
- ▶ Auxiliary Cabin Conditioning
- ▶ Dealer Web Portal (DWP)
- ▶ Demonstration Account for Porsche Dealerships
- ▶ FAQs and Troubleshooting
- ▶ Support

### Overview

Porsche Car Connect is a telematics system which provides Porsche owners the ability to interface with their vehicle from their smartphone app. It also provides additional safety features such as Airbag Deployment notification, vehicle theft detection and breakdown call capabilities.

The Porsche Car Connect smartphone app is now available for both Apple iOS and Android devices. Go to the [Apple iTunes App Store](#) for iOS devices and the [Google Play Store](#) for Android devices.

The Porsche webpage <http://www.porsche.com/usa/carconnect/> provides the following description of PCC:

An optimized activation process is under review.

## SiriusXM Radio

The SiriusXM Radio activation remains unchanged from the existing procedure.

Information is already available on PPN regarding the activation process.



- XM Activation
- ▶ XM Activation Support
- XM Radio
- XM NavTraffic
- ▶ Benefits
- ▶ Market Coverage

### XM Activation

#### Activating a Dealer/Factory Demo on the Web

To activate your complimentary, 1 year XM demonstration, please follow the steps below.

**Step 1** Get your XM Radio ID by tuning to channel 0, one down from XM Preview. Please check your ID code carefully. The letters "I", "O", "S", and "F" are not used.

**Step 2** Type the radio ID into the "Radio ID (ESN or SID)" field at one of the link below, and click the "Send Activation Request" button. Upon completing Step 2, you have approximately 2 hours to complete Step 3.

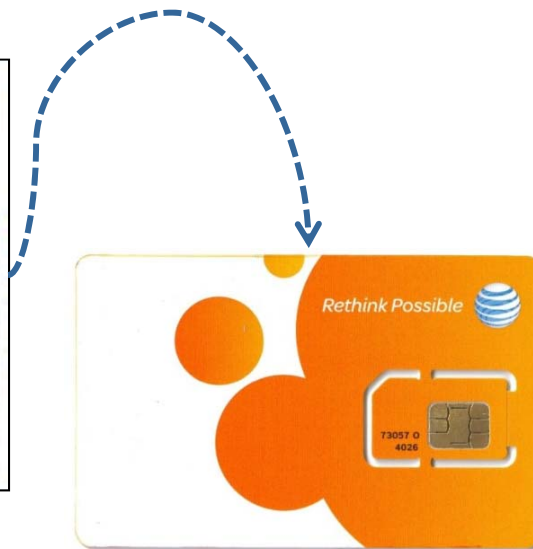

- [https://care.siriusxm.com/retailrefresh\\_view.action](https://care.siriusxm.com/retailrefresh_view.action)

**Step 3** Ensure your radio antenna has an unobstructed view of the sky (please make sure it isn't in a garage), and turn your radio on and service should be activated within 15 minutes. If your radio isn't working after that time, you can resend the signal.

#### Activating a Dealer/Factory Demo by Phone

## AT&T SIM Activation (Day 1)

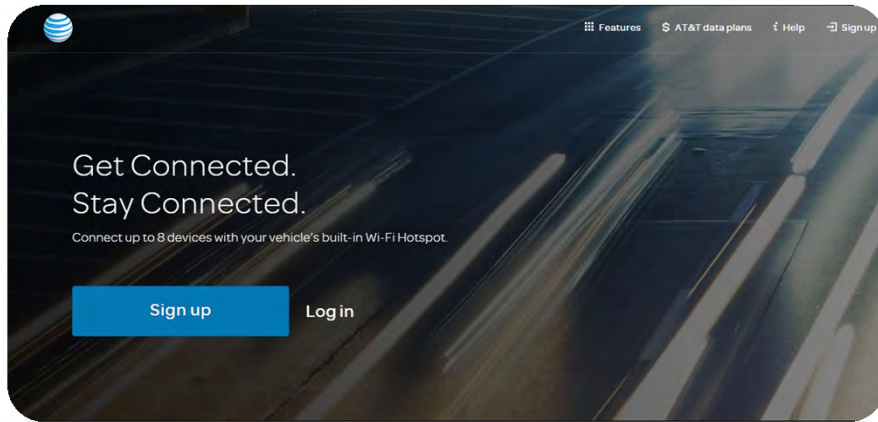
Each vehicle equipped with Connect Plus will come with a 3GB / 3 Month Data Trial for customers to try our new connected car services



- Remove SIM from Welcome Information, insert the SIM into the PCM, Confirm Connectivity, and provide the AT&T Welcome Information to your customer.
- Customers will be contacted at the end of the trial and provided the opportunity to migrate to a normal individual account.
- Initial AT&T Welcome Information kits will be sent from PCNA to dealerships



## AT&T SIM Activation (Future State)



\* AT&T Registration Portal

In the future an AT&T web-portal will be utilized to register the customer's connectivity trial.

This will not only start the trial but allow for usage notifications and enable the ability to migrate from a trial account to an individual subscription.

You will be notified once this system is available.

### Demonstration and Test SIMS:

Dealerships will be supplied with additional active AT&T SIM cards to facilitate customer demonstrations and workshop troubleshooting needs

The usage of these SIMs will be monitored and they are not to be used outside of normal product demonstrations and troubleshooting

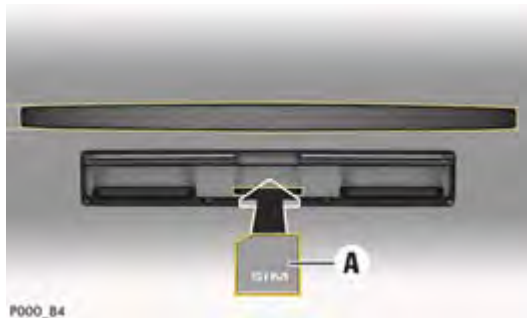
Excessive non-customer related usage may result in deactivation of your assigned SIMs

## PCM Connect Activation (Day 1)

The PCM Connect Initialization procedure will be provided with this presentation, will be available on PPN, and will be provided as a Technical Information bulletin to AfterSales.

The main steps are:

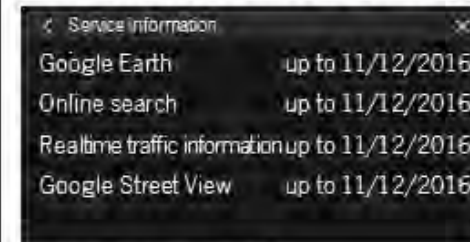
1. Insert AT&T SIM
2. Verify Licenses
3. Restart PCM



### Verifying licenses and restarting the PCM

#### Verifying the availability of licenses

- 1 **HOME** button > **Apps** menu > **OPT** button.
  - 2 **Select Services information.**
- ✓ The contract duration of the relevant service is displayed.



#### Restarting the PCM

In order to use the services, a **restart of the PCM** is required. Carry out the following steps for this purpose.

- 1 Remove the SIM card (if inserted) from the card reader. To do this, press on the inserted card and remove.
  - 2 End route guidance (if active).
  - 3 Close any open doors and/or lids before locking the vehicle. Wait for **at least 5 minutes**.
  - 4 Unlock the vehicle and switch on the ignition.
- ✓ The PCM performs a complete restart (start and model logos appear in the PCM display).  
If this is not the case, the waiting period was too short.

## PCM Connect Activation (Future State)

The PCM Connect Initialization procedure will no longer be required.

A Web portal will be created to activate and manage all of customer's connected services.

You will be notified once this system is available.



# What is the future of connected cars?



# What ideas do you have?