

INSTALLATION MANUAL FOR EXHAUST VALVES UNIT-997.2




一、REMOTE CONTROL SYSTEM FOR YOUR REFERENCE

1. Yellow: TPS voltage signal 0-5v
2. Red: key on switch
3. Brown: GND
4. One-way valve
5. Vacuum Electric valve
6. Vacuum Canister




二、SEARCH KEY OIV POWER⊕、GND⊖ AND TPS VOLTAGE SIGNAL 0~5V。

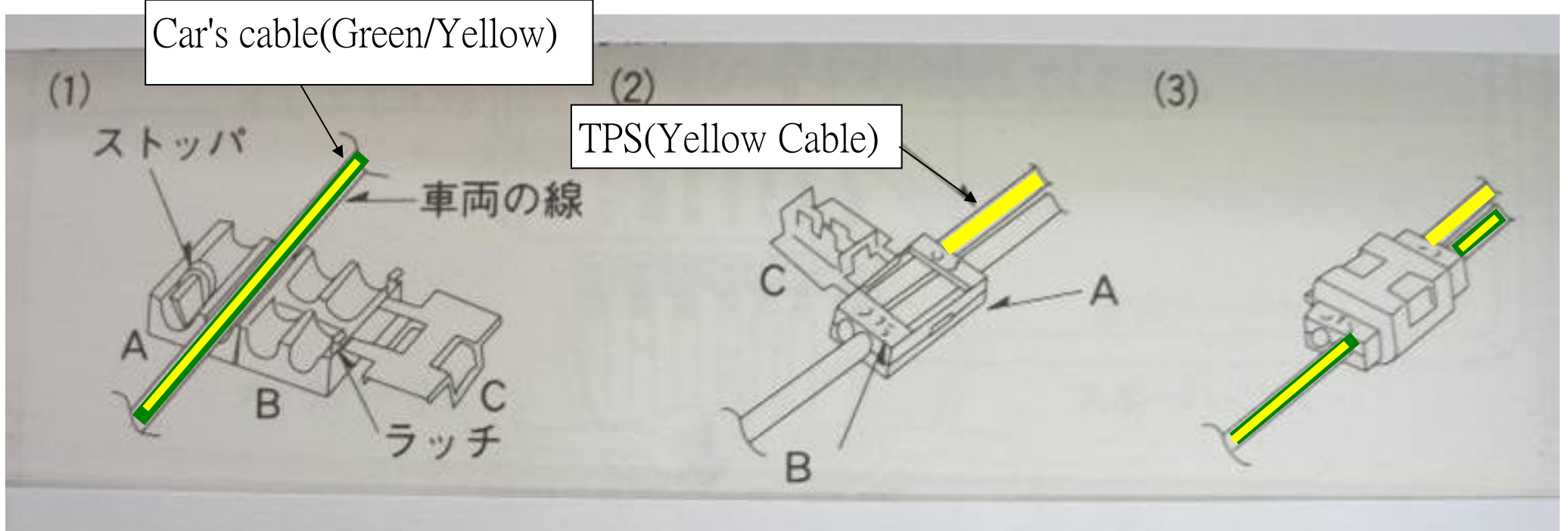

1、KEY POWER⊕：





2、GND⊙ : HANG ON GND



3、TPS 0~5V : AS BLOW



三、Connect Electric valve and Vacuum source dump valve



This is the same cable.

This top side needs connect with three Jim's vacuum's cable. Please see left photo as

