

Technical Bulletin

Model
6 Cyl.

Group
6

Subject

Aero Kits

Part Identifier
6603

Number
9610

ATTENTION: Service Manager / Service Technician

Models Affected: **911 Carrera Model Year 1995 - on**
911 Turbo Model Year 1996 - on

Concern: Porsche approved Aero Kits for the above-mentioned vehicles.

General Information: Porsche has approved the installation of 3 Aero Kits for use on the above-mentioned vehicles. **The Aero Kits were tested as complete kits, therefore, installation of only the front or only the rear spoiler must not be done.**

When installing the Aero Kits on a vehicle with a normally aspirated engine, an additional hot air connecting piece and gasket must also be installed (see additional parts listed below).

On vehicles with a retractable rear spoiler the following steps must be done to disable the spoiler warning system:

- Remove fuse #37 from the CEB.
- Remove the spoiler warning bulb in the clock.
- Remove the spoiler switch from the center console and install a blank switch cover.
- Secure and insulate all disconnected wiring.

Vehicle Application:

Aero Kit Part Number	Vehicle Application
000 044 800 29	911 Carrera without roof mount brake light
000 044 800 28	911 Carrera with roof mount brake light
000 044 800 16	911 Turbo and 911 Carrera 4S

Additional parts for normally aspirated engines equipped with fresh air/engine switchover flap.

Part Number	Description
993 211 085 02	Hot air connecting piece
993 211 270 40	Gasket

P
O
R
S
C
H
E

C
A
R
S

N
O
R
T
H

A
M
E
R
I
C
A

I
N
C
.



Technical Bulletin

Model
6 Cyl.

Group
6


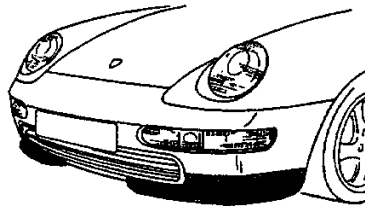
Subject

Aero Kits

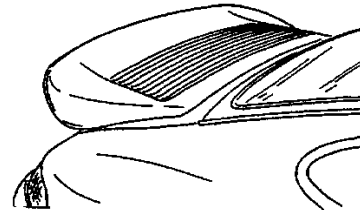
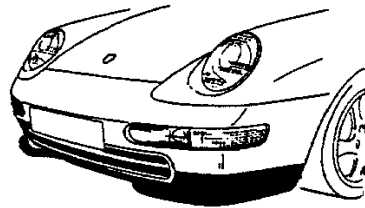
Part Identifier
6603

Number
9610

Aero Kit Description:



Aero Kit for 911 Carrera with and without roof mount brake light.



Aero Kit for 911 Turbo and 911 Carrera 4S only.

Installation Times:

Aero Kit for 911 Carrera with and without roof mount brake light.

Installation	520 Time Units
Prep and Painting	710 Time Units

Aero Kit for 911 Turbo and 911 Carrera 4S only.

Installation	600 Time Units
Prep and Painting	790 Time Units

Important Notice: Porsche Cars N.A Technical Bulletins are intended for use by professional technicians, not a "Do-it-yourselfer." They are written to inform these technicians of conditions that may occur on some vehicles, or to provide information that could assist in the proper service of a vehicle. Special tools may be required to perform certain operations identified in these bulletins. Use of tools and procedures other than those recommended in these bulletins may be detrimental to the safe operation of your vehicle. Properly trained technicians have the equipment, tools, safety instructions and know-how to do a job properly and safely. If a condition is described, do not assume that the bulletin applies to your vehicle, or that your vehicle will have that condition. See your Porsche Dealer for information on whether your vehicle may benefit from the information. Part numbers listed in these bulletins are for reference only. Always check with your authorized Porsche dealer to verify correct part numbers. ©1996 Porsche Cars North America, Inc.

Dealership	Service Manager	Shop Foreman	Service Technician	_____	_____	_____	_____
Distribution	Asst. Manager	Warranty Admin.	Service Technician	_____	_____	_____	_____
Routing							

The trademarks Porsche®, Targa®, Carrera®, Tiptronic®, Varioram® and the Porsche Crest are registered trademarks of Dr. Ing. h.c.F. Porsche AG and its affiliate, Porsche Cars North America, Inc.

©1996 Porsche Cars North America, Inc. All rights reserved. Cannot be reproduced without written permission. Service & Parts Publications.



SERVICE

Page 2 of 2
October 3, 1996

PORSCHE CARS NORTH AMERICA INC.