

PLANET



Porsche Parts Exclusively
 Order Parts Online or Call 800-462-3774
 Checkout Our Specials and Join Our Mailing List

- Home
- Forum
- Classifieds
- Articles
- Gallery
- Files
- Sponsors
- Blogs
- Garage Pro
- What's New?

Search New Posts Private Messages FAQ Calendar Community Forum Actions Quick Links Sponsors Advanced Search

- Forum
- 987 Discussion Group (Cayman/Boxster)
- 987 Cayman and Boxster Chat
- 987 Cayman and Boxster Service and Tech
- Emergency Frunk Release

CHASE

Find the right Chase credit card for you.

[Learn More](#)

Planet 9 is turning 10 years old, please read the following topic: 10 Year Celebration! ✕

[+ Reply to Thread](#)

Results 1 to 16 of 16

Thread: Emergency Frunk Release

[Like](#) [Share](#) Be the first of your friends to like this.

Thread Tools Search Thread Rate This Thread Display

07-01-2012, 03:45 AM

#1



Hilltopper o
 Porsche Enthusiast

Join Date:	Oct 2011
Location:	CA
Posts:	208
Likes (Given):	3
Likes (Received):	22
Images:	5
Downloads:	14
Uploads:	0

Emergency Frunk Release

While I had the front end of my car torn apart today to install my center radiator I spent some time studying the emergency frunk release that goes to the left side wheel well. I thought I'd see if I could extend it somehow to a more convenient location.

Franky, after looking at this mysterious cable, I cant even understand how it works. Attached are photos I took showing where it connects inside the trunk (on the outside of a shielded cable), how it runs through the trunk, and what it looks like behind the fender liner. I've seen other pictures of the cable inside the fender well and it either had a hook or a loop to pull on. Mine has neither! I tried pulling on the wire and was

afraid I'd break something, because it's just pulls against the outside shield on the main release cable.

How can this possibly work? I gave up on my idea but if anyone has more insight please chime in.

Ron

[Attachment 24748](#)

[Attachment 24749](#)

[Attachment 24750](#)

[Attachment 24751](#)

[Blog this Post](#)

[Like this post](#) 0

[Thank for this post](#) 0

[Reply](#)

[Reply With Quote](#)

07-09-2012, 03:20 PM

#2

grgkinsler 
Porsche Prophet

Join Date:	Jul 2010
Location:	florida
Posts:	61
Likes (Given):	0
Likes (Received):	22
Downloads:	3
Uploads:	0

Re: Emergency Frunk Release

My 2006 emergency trunk lock does not work either. My mother-in-law was stuck in there for hours.

[Blog this Post](#)

[Like this post](#) 3

[Thank for this post](#) 0

[Reply](#)

[Reply With Quote](#)

07-21-2012, 04:51 PM

#3

zmRoadster 
Porsche Enthusiast

Join Date:	Nov 2008
Posts:	116
Likes (Given):	0
Likes (Received):	6
Downloads:	55
Uploads:	0

Re: Emergency Frunk Release

Yes, mine is similar. I thought that probably it was moved unintentionally when I removed the trunk mats/covers , but after reviewing the mechanism, it really doesn't look like it will work if ever needed (work without breaking something at least).

Probably I will just put an extension to the voltage cables from the electric lock mechanism and place these wires right next to the cable so applying 12v will open it if needed

[Blog this Post](#)

[Like this post](#) 0

[Thank for this post](#) 0




[Reply](#)

[Reply With Quote](#)

04-02-2014, 03:16 PM

#4



7West 
Site Upgrade Donor
PLANET  **Site Upgrade Donor 2014** 

Join Date: Mar 2012
Location: ON
Posts: 335
Likes (Given): 61
Likes (Received): 88
Images: 8
Downloads: 2
Uploads: 0

[My Classifieds](#)

Re: Emergency Frunk Release

Swapped out my winter wheels for summers yesterday and decided to take a look at the infamous emergency frunk release. Here's two more photos.





2012 Porsche 987 CS 6MT|Full Leather|Sport Chrono|PASM|Bi-Xenons|LSD|19"CSII|Sport Design Wheel|Heated Seats|Parking Sensors|Fabspeed Maxflo Exhaust|H&R Spacers|Ceramic Tint|Numeric Racing SSK & Cables| Born 02/02/12 Stuttgart-Zuffenhausen, Germany

[Blog this Post](#)

[Like this post](#) 0

[Thank for this post](#) 0

[Reply](#)

[Reply With Quote](#)

04-02-2014, 04:51 PM

#5

Join Date:
Location:

Mar 2009
FL



Budman o
 Site Upgrade Donor
 PLANET Site Upgrade
 Donor 2014
 1,000 post club



Posts: 1,686
 Likes (Given): 621
 Likes (Received): 450
 Images: 1
 Downloads: 3
 Uploads: 0

Re: Emergency Frunk Release

Can't help anyone understand but this has always been a pet peeve of mine. How "German Engineering" could ever possibly think this is a satisfactory solution is beyond me. Whoever came up with it should have been fired immediately. Surely an after thought and absolutely ridiculous. I'd invest in an alternative solution in a heartbeat, like maybe a genuine pull cable in the door jamb? Geeez.

Blog this Post | Like this post 0 | Thank for this post 0

Reply | Reply With Quote

04-02-2014, 06:16 PM

#6



PorscheDon o
 Site Upgrade Donor
 PLANET Site Upgrade
 Donor 2014



Join Date: Jul 2013
 Location: So Calif
 Posts: 128
 Likes (Given): 16
 Likes (Received): 20
 Downloads: 1
 Uploads: 0

Re: Emergency Frunk Release

Originally Posted by **Budman** »

Can't help anyone understand but this has always been a pet peeve of mine. How "German Engineering" could ever possibly think this is a satisfactory solution is beyond me. Whoever came up with it should have been fired immediately. Surely an after thought and absolutely ridiculous. I'd invest in an alternative solution in a heartbeat, like maybe a genuine pull cable in the door jamb? Geeez.

Yep; given that there's an emergency fuel door pull ring & cable in the passenger door jamb, I don't understand why the same kind of idea wasn't used for the emer. frunk release. Anyone with Porsche [insider](#) contacts that can ask this question?...

2009 Cayman Base, 52,000 miles, 6MT, White/Sand, what a car! 😊

Blog this Post | Like this post 0 | Thank for this post 0

Reply | Reply With Quote

04-02-2014, 06:29 PM

#7



Rob VN ◉
 Insider
 Insider
 2,000 post club

Join Date: Oct 2010
 Location: Florida
 Posts: 2,028
 Likes (Given): 14
 Likes (Received): 113
 Images: 500
 Downloads: 96
 Uploads: 3
[My Classifieds](#)

Re: Emergency Frunk Release

You are able to open the hood with a donor battery hooked hooked to the special post in the fuse block. Why do you crave the mechanical method?

2014 Mazda 3 DD
 2015 Cayenne Diesel
 2016 Spyder

[Blog this Post](#) | [Like this post](#) 0 | [Thank for this post](#) 0

[Reply](#) | [Reply With Quote](#)

04-02-2014, 06:36 PM

#8



enthuz ◉
 Porsche Idealist
 500 post club

Join Date: Jan 2012
 Location: Chicago Burbs
 Posts: 909
 Likes (Given): 199
 Likes (Received): 177
 Images: 1
 Downloads: 20
 Uploads: 0

Re: Emergency Frunk Release

No idea what Porsche was thinking....or not thinking. 🤔 I needed to use this emergency release last year, and while it takes MUCH more force to pull than it should, it does release the frunk lid. I used a small pair of Vice Grips with teeth on the jaws to grab my cable.

2006 Basalt Black Cayman S
 2003 Titanium Miata

[Blog this Post](#) | [Like this post](#) 0 [Thank for this post](#) 0

[Reply](#) | [Reply With Quote](#)

04-02-2014, 07:06 PM

#9



BadToTheBox 
Porsche Purist
1,000 post club

Join Date: Oct 2009
Location: CA
Posts: 1,047
Likes (Given): 32
Likes (Received): 249
Images: 11
Downloads: 1
Uploads: 0

Re: Emergency Frunk Release

Don't know if it works or not, and hope I never have to find out, but one of the first things I did on my Boxster was to reroute the cable so it now pulls out of the tow hook hole. It looks like a much straighter shot to the frunk release in that position and now I've got enough cable coming out the front to really get some leverage on it.

[Blog this Post](#) | [Like this post](#) 0 [Thank for this post](#) 0

[Reply](#) | [Reply With Quote](#)

04-02-2014, 08:21 PM

#10



americo11 
Porsche Enthusiast

Join Date: Mar 2014
Location: RI
Posts: 153
Likes (Given): 56
Likes (Received): 34
Downloads: 1
Uploads: 0

Re: Emergency Frunk Release

I just read the thread on this exact issue and there were pictures...removing headlight to find the cable and relocate it to the tow plug...when it ghets a little warmer that will be my first mod!

2010 Arctic/Red Boxster Manualoptions list in Garage

[Blog this Post](#) | [Like this post](#) 0 [Thank for this post](#) 0


[Reply](#) | [Reply With Quote](#)

04-02-2014, 09:13 PM

#11

Join Date: Sep 2005
Location: MO
Posts: 2,869



STLPCA o
Site Donor

 2,000 post club

Likes (Given): 15
 Likes (Received): 454
 Downloads: 105
 Uploads: 0
[My Classifieds](#)


Re: Emergency Frunk Release

Originally Posted by **grgkinsler** »

My 2006 emergency trunk lock does not work either. My mother-in-law was stuck in there for hours.

Do you know a difference between your mother-in-law and your dog? Lock each in your frunk for a few hours, open the lid, and see which one is happy to see you.

Dan
 National PCA DE Instructor
 2016 Rhodium Silver GT4



[Blog this Post](#) | [Like this post](#) 2 | [Thank for this post](#) 0

[Reply](#) | [Reply With Quote](#)

04-02-2014, 09:25 PM

#12



Budman o
Site Upgrade Donor
 PLANET Site Upgrade
 Donor 2014
 1,000 post club

Join Date: Mar 2009
 Location: FL
 Posts: 1,686
 Likes (Given): 621
 Likes (Received): 450
 Images: 1
 Downloads: 3
 Uploads: 0

Re: Emergency Frunk Release

Originally Posted by **Rob VN** »

You are able to open the hood with a donor battery hooked hooked to the special post in the fuse block. Why do you crave the mechanical method?

Because it's logical to have one. The Rube Goldberg donor battery jumper'd to the fuse box is another fiasco that wouldn't be needed at all if there were a mechanical cable to open the frunk as a backup. 🍺🍺🍺

Blog this Post

Like this post 0

Thank for this post 0

Reply

Reply With Quote

04-02-2014, 09:55 PM

#13



STLPCA ◯
Site Donor
2,000 post club

Join Date:	Sep 2005
Location:	MO
Posts:	2,869
Likes (Given):	15
Likes (Received):	454
Downloads:	105
Uploads:	0

[My Classifieds](#)

Re: Emergency Frunk Release

Originally Posted by **PorscheDon** »

Yep; given that there's an emergency fuel door pull ring & cable in the passenger door jamb, I don't understand why the same kind of idea wasn't used for the emer. frunk release. Anyone with Porsche [insider](#) contacts that can ask this question?...

You mean like the cable frunk release that Porsche used to use with their older cars? The cables broke with surprising frequency and the work around was the same backup cable system still in use. I'm sure the electrical system was deemed more reliable, and it probably is. It also allows for a remote control frunk opener not possible with a purely mechanical system. So, while the emergency cable is intentionally hard to get to and difficult to use, it does work.

Originally Posted by **Rob VN** »

You are able to open the hood with a donor battery hooked hooked to the special post in the fuse block. Why do you crave the mechanical method?

If/when the lock solenoid craps out the electrical opener is dead.

Originally Posted by **BadToTheBox** »

Don't know if it works or not, and hope I never have to find out, but one of the first things I did on my Boxster was to reroute the cable so it now pulls out of the tow hook hole. It looks like a much straighter shot to the frunk release in that position and now I've got enough cable coming out the front to really get some leverage on it.

That would certainly make it much easier for some malcontent or thief to open your frunk, especially if that idea happens to be advertised on web forums. 🙄🙄🙄 Plus, doesn't that render the tow hook unusable for i.e., pulling the car from a snowbank, ditch, etc?

Last edited by STLPCA; 04-02-2014 at 09:59 PM.

Dan
National PCA DE Instructor
2016 Rhodium Silver GT4



[Blog this Post](#) | [Like this post](#) 0 [Thank for this post](#) 0

[Reply](#) | [Reply With Quote](#)

04-02-2014, 10:06 PM

#14



alfaporsche ◯
Site Upgrade Donor
PLANET Site Upgrade
Donor 2014



Join Date:	Jul 2013
Location:	VA
Posts:	327
Likes (Given):	121
Likes (Received):	75
Downloads:	8
Uploads:	0

[My Classifieds](#)

Re: Emergency Frunk Release

Originally Posted by **grgkinsler** »

My 2006 emergency trunk lock does not work either. My mother-in-law was stuck in there for hours.

Im confused. Does this mean it does not work or that it is working perfectly? 🤔

Sent from my GT-P5210 using Tapatalk

[Blog this Post](#) | [Like this post](#) 0 [Thank for this post](#) 0

[Reply](#) | [Reply With Quote](#)

04-02-2014, 11:43 PM

#15



MidEngine-Fan ◯
Site Upgrade Donor
PLANET Site Upgrade
Donor 2014
3,000 post club



Join Date:	Aug 2013
Location:	CA
Posts:	3,154
Likes (Given):	1455
Likes (Received):	1070
Images:	1
Downloads:	7
Uploads:	0

Re: Emergency Frunk Release

On the 981, the door jamb frunk switch must be computer-controlled because it won't function when car is locked. What happens when the computer hangs??

Sent from my iPhone using Tapataalk

'71 914 1.7L. '14 Boxster S (Silver & Black) w/ PDK, PTV, PASM, MFSW, heated SW, headed/vented seats, auto-dimming mirrors, rain sensor, ACC/PAS, light-design pkg, 14-way power seats w/ memory, climate control, Bose PCM & NAV, 20" Carrera classic wheels, PDLs, leather pkg, aftermarket backup camera & grills

Blog this Post

Like this post 0

Thank for this post 0

Reply

Reply With Quote

04-03-2014, 12:15 AM

#16



BadToTheBox o
Porsche Purist
1,000 post club


Join Date:	Oct 2009
Location:	CA
Posts:	1,047
Likes (Given):	32
Likes (Received):	249
Images:	11
Downloads:	1
Uploads:	0

Re: Emergency Frunk Release

Originally Posted by **STLPCA** »

You mean like the cable frunk release that Porsche used to use with their older cars? The cables broke with surprising frequency and the work around was the same backup cable system still in use. I'm sure the electrical system was deemed more reliable, and it probably is. It also allows for a remote control frunk opener not possible with a purely mechanical system. So, while the emergency cable is intentionally hard to get to and difficult to use, it does work.

If/when the lock solenoid craps out the electrical opener is dead.

That would certainly make it much easier for some malcontent or thief to open your frunk, especially if that idea happens to be advertised on web forums.  Plus, doesn't that render the tow hook unusable for i.e., pulling the car from a snowbank, ditch, etc?

We don't have any thieves on our forum, maybe a few malcontents but certainly no thieves. I live in a gated community of 62+ that has a security patrol so I doubt many of them could get off their walkers or canes long enough to try and remove the tow cover, they'd have to stop and change their Depends. I also doubt any thief would even know there is a cable to open the frunk on a Boxster and if they do figure it out there is nothing much in there for them to steal. The tow hook screws right in and when I'm done I've got a little hook I fashioned from a clothes hanger that I fish it back out with. Much more convenient than tearing out the wheel liner to get at it.

Blog this Post

Like this post 1

Thank for this post 0

Reply

Reply With Quote

+ Reply to Thread

Quick Navigation

987 Cayman and Boxster Service and Tech

Top



« Previous Thread | Next Thread »

Similar Threads

[Observation Treat that Frunk Release with respect!](#)

By ken1.9 in forum 987 Cayman and Boxster Chat

Replies: 27

Last Post: 11-13-2013, 05:58 PM

[Emergency fuel release?](#)

By 981WC in forum 981 Chat

Replies: 6

Last Post: 09-08-2013, 02:57 PM

[Emergency Frunk Release](#)

By Boxster Spyder in forum 981 Chat

Replies: 24

Last Post: 08-08-2013, 02:14 PM

[fuel door emergency release](#)

By madcow in forum 987 Cayman and Boxster Chat

Replies: 15

Last Post: 02-23-2009, 02:18 AM

[Release Date](#)

By Brian (NC) in forum 987 Cayman and Boxster Chat

Replies: 5

Last Post: 10-21-2005, 09:48 PM

Tags for this Thread

None

[View Tag Cloud](#)

[Add / Edit Tags](#)

Bookmarks

[Digg](#)

[del.icio.us](#)

[StumbleUpon](#)

[Google](#)

Posting Permissions

You may post new threads

You may post replies

You may post attachments

You may edit your posts

BB code is On

Smilies are On

[IMG] code is On

[VIDEO] code is On

HTML code is Off

[Forum Rules](#)





All times are GMT. The time now is 01:25 PM.

Powered by [vBulletin®](#)

Copyright © 2016 vBulletin Solutions, Inc. All rights reserved.

Search Engine Optimisation provided by [DragonByte SEO \(Pro\)](#) - [vBulletin Mods & Addons](#) Copyright © 2016 DragonByte Technologies Ltd.

vBulletin Security provided by [vBSecurity v2.2.2 \(Pro\)](#) - [vBulletin Mods & Addons](#) Copyright © 2016 DragonByte Technologies Ltd.

Feedback Buttons provided by [Advanced Post Thanks / Like \(Pro\)](#) - [vBulletin Mods & Addons](#) Copyright © 2016 DragonByte Technologies Ltd.

Copyright ©2005-2016, This site is owned & operated by VerticalScope Inc. It is not affiliated with Porsche AG, PCNA, PCA, or POC. www.planet-9.com is not sponsored by, authorized by, sanctioned by Porsche AG, Porscheplatz 1, DE-70435 Stuttgart, All information on this site is for entertainment purposes only. Please consult a competent mechanic before making any modifications to your car.

Digital Point modules: [Sphinx-based search](#)

[Terms of Use](#)