


## Porsche 718 Cayman S Oil Change Procedure

Set car up as shown below with rear of car slightly higher than front approx. 1". See photo with torpedo level bubble position on door. Remove rear bottom chassis/engine cover.



Locate filter housing on driver's side. Mark housing clock location with a paint pen (shown in red).



Attach a hose to the bottom fitting on the drain funnel. Put a 74 mm polygon oil housing removal cap in place over the filter housing. Make sure it is setting square on the housing and not cocked. Fit is a bit on the loose side to the filter housing flats. You may tighten the fit by laying a sheet of plastic inside the removal tool cup. With 3/8" drive ratchet loosen the housing. When the housing just becomes loose enough to turn by hand remove the ratchet and removal cap. Rotate the rest of the way out by hand. Once freed the housing will be able to be pulled back and then dropped down with the filter cartridge in place. Note the hydraulic hose can make this a bit cumbersome, but just push it aside as you wiggle the housing out and down.




Photo below depicts the oil housing receiver after removal. Remove excess old oil within with a clean rag.



Housing after removal with old filter inside. Remove filter & clean inside of housing with mineral spirits.



Inside oil filter cartridge. Note center stem or “spud” for locating bottom opening of filter.

New oil filter shown below:






Photo below depicts bottom of filter opening that fits over the filter housing “spud” or stem. Note the internal “O” ring. Lubricate it with fresh oil prior to seating the filter into the housing.




Install a new filter housing "O" ring. Seat filter as shown below into the clean oil filter housing. Lubricate all "O" rings with fresh oil.



Remove oil drain plug from bottom of engine. Let drain for one hour. Install plug with new crush washer.

Install oil filter housing with new filter seated in place. The housing should thread in easily with little resistance. Finish with polygon tool cap on housing to near original starting position marked as shown below:



Add 6.35 quarts (6 liters) of Mobil 0w-40 full synthetic oil. Put bottom cover in place and lower car.