

Filling ATF

The distance between the exhaust assembly and automatic transmission is very limited for filling the ATF tank, especially when car has operating temperature.



The tank cap can be unscrewed with a 17 mm ring wrench.

Filling is much easier with the new fast filler on the side of the transmission (arrow in Fig. 2).

After removing the cap, a connector will be accessible for connection on a single-hand connector of a filler hose (Fig. 3).

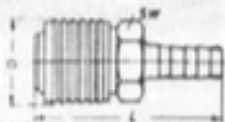
ATF can then be filled easily with any type of filling equipment *.

The DN 7.2 Type 26 single-hand connector is available for hose sizes of 6, 9 and 13 mm (see Fig. 4).



Supplier and Manufacturer:

MADER GmbH
Daimlerstr. 6
D - 7022 Leinfelden



Conn.	SW	L	D	DN	PN	Order No.	PG.	Price
6 mm	21	60	27	7.2	0-70	L024.0010	3	6.20
9 mm	21	60	27	7.2	0-70	L024.0011	3	6.20
13 mm	21	60	27	7.2	0-70	L024.0012	17	6.85

*** Note:**

The ATF filler recommended by PORSCHE for many years (see Group 3/4 in Workshop Equipment Manual) has a DN 7.2 Type 26 single-hand connector.

Supplier: DRESSLER EUROPE S. A.
Niederlassung Deutschland
Grimsehlstr. 44
D - 3352 Einbeck

