

# Technical Bulletin

**Model**  
928 S4

**Group**  
1

**Subject:**  
Oil Drain Holes in Pistons

**Part Identifier**  
1310

**Number**  
8806

Pistons installed in 928 S4 engines have holes drilled below the piston pin casting boss for faster oil drain (Pictures 1 and 2).

From production date: January 1988

Engine Numbers: 81J00851 Manual trans.  
81J07200 Automatic trans.


During any engine repairs requiring removal of all pistons on vehicles before the above engine numbers, the pistons should be modified.

Repair Procedure:

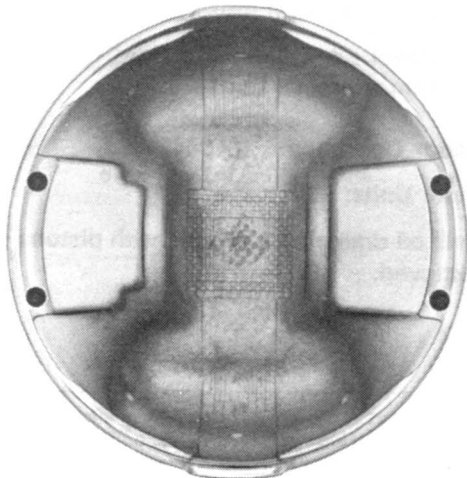
Holes can only be drilled with the pistons removed.

Be careful not to damage piston skirts when drilling holes.


1. Cut out the template (supplied with this bulletin).
2. Extend the casting lines on the inside of the piston using a pencil (Picture 3).



Picture 1



Picture 2



Picture 3



## SERVICE

Page 1 of 2  
March 25, 1988

PORSCHE CARS NORTH AMERICA INC.

# Technical Bulletin

**Model**  
928 S4

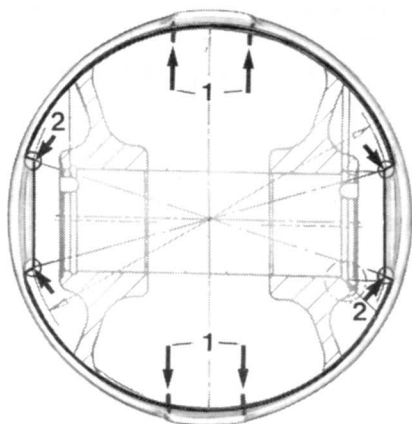
**Group**  
1

**Subject:** Oil Drain Holes in Pistons

**Part Identifier**  
1310

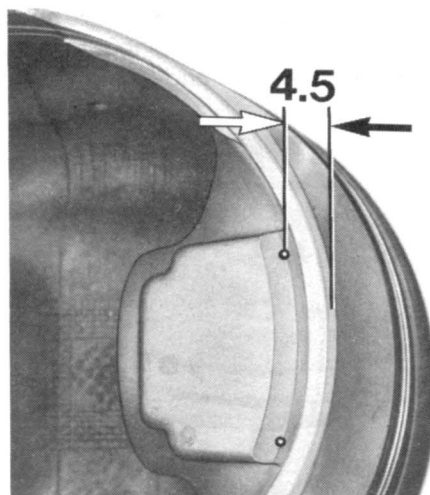
**Number**  
8806

3. Insert the template, line up with pencil lines, and mark center of holes (arrows in Picture 4). Remove template.



Picture 4

4. Make sure the distance from the center of the hole to the outer edge of piston is at least 4.5mm (Picture 5).



Picture 5

- If distance is less than 4.5 mm on one side, insert and center template again and remark holes.
5. Center punch markings.
  6. Drill 4mm diameter holes using stationary drill press.
  7. Bevel edges on both sides of holes to remove metal burrs.

**Labor Operation:** 13104450

**Time Units:** 70

**Drill oil drains on 8 pistons with pistons removed.**

### Important Notice

PCNA Technical Bulletins are intended for use by professional technicians, not a "Do-it-yourselfer." They are written to inform these technicians of conditions that may occur on some vehicles, or to provide information that could assist in the proper service of a vehicle. Special tools may be required to perform certain operations identified in these bulletins. Use of tools and procedures other than those recommended in these bulletins may be detrimental to the safe operation of your vehicle. Properly trained technicians have the equipment, tools, safety instructions and know-how to do a job properly and safely. If a condition is described, do not assume that the bulletin applies to your vehicle, or that your vehicle will have that condition. See your Porsche Dealer for information on whether your vehicle may benefit from the information. Part numbers listed in these bulletins are for reference only. Always check with your authorized Porsche dealer to verify correct part numbers.

©1988 Porsche Cars North America, Inc.



# SERVICE

Page 2 of 2  
March 25, 1988

**Attachment to Technical Bulletin Group 1, Number 8806.**

**Template to mark oil drain holes on 928 S4 pistons M28.41/42**

