

1990 PORSCHE 928

Fuse Details: Location, Rating, Function & Input Bus

© Alan C Moore 2014

Input Bus: 30= Batt+, 15= Ignition, X= Accessory

30

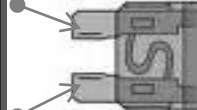
X

15

In Circuit Probe Points



Fuse Input (Top)



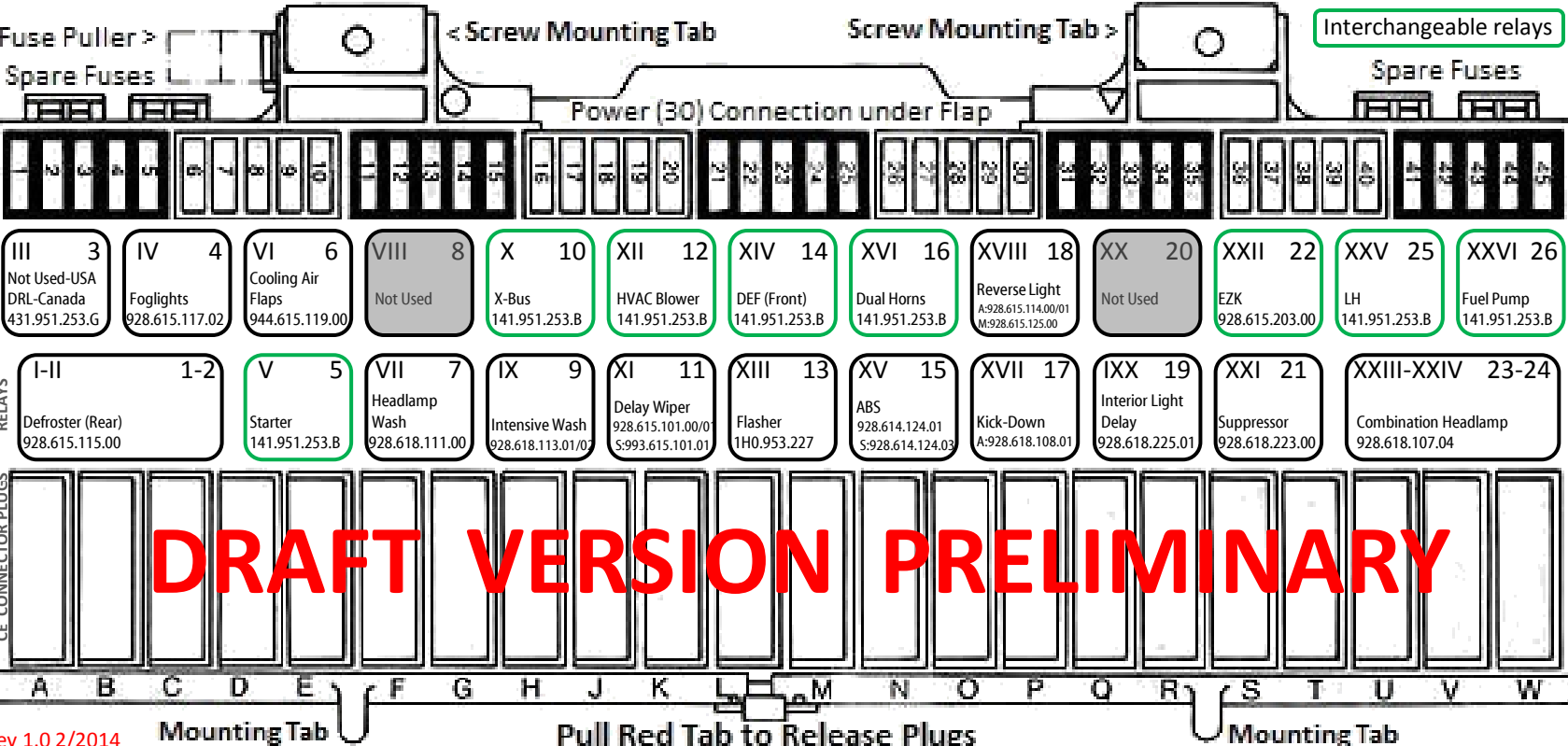
Fuse Output (Bot)

Fuse Function

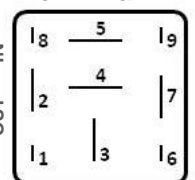
Rating (A)

Fuse Number

Fuse Number	Rating (A)	Fuse Function	Input Bus
1	7.5	Headlights Lowbeam Left	30
2	7.5	Headlights Lowbeam Right	30
3	7.5	Headlights Highbeam Left	30
4	7.5	Headlights Highbeam Right	30
5	15	Aux. Highbeams L & R	X
6	15	Front Fog Lights (Left & Right)	15
7	5	Marker (Parking) Lights Left	15
8	5	Marker (Parking) Lights Right	15
9	5	Console & Power Outlet Lights	15
10	5	License Plate Lights, Underhood Light	15
11	5	Rear Fog Lights (ROW Only)	15
12	5	Turn Signal Front Left	15
13	5	Turn Signal Rear Left	15
14	5	Turn Signal Front Right	15
15	5	Turn Signal Rear Right	15
16	25	Rear Window Defogger	15
17	15	Central Locking	15
18	7.5	Cooling Flap Motor	15
19	25	Headlights Washers	15
20	30	HVAC Blower	30
21	15	Radio Amplifier	15
22	30	Electric Seat Left	30
23	30	Electric Seat Right	30
24	15	Main Dual Horns, Rear Wiper Park	15
25	7.5	Interior Light & Hatch Release Start	15
26	1	Hatch Release Parking Circuit	15
27	15	Headlight Pod Motor	15
28	15	ABS controller	15
29	30	Radiator Cooling Fan 1	30
30	30	Radiator Cooling Fan 2	30
31	30	Power Windows, Sunroof	30
32	-	Not Used	
33	25	Power Outlet (aka Cigar Lighter)	15
34	25	Wipers, Washer Nozzle Heaters	15
35	7.5	Brake Lights, Cruise Control	15
36	5	Cooling Fan Control	15
37	7.5	HVAC Controller	15
38	15	Fuel Pump, Oxy Sensor	15
39	7.5	Ind./Warning Lamps, Kick Down(A)	15
40	5	Backup Lights, Mirrors, RDK	15
41	5	Console, Pod Lights, Diagnostics (15)	15
42	7.5	Rear Wiper	15
43	7.5	Telephone (Optional)	15
44	15	Seat Heaters	15
45	15	Rear AC (Optional)	15



Relay Socket Terminal ID



Plug Terminals

