
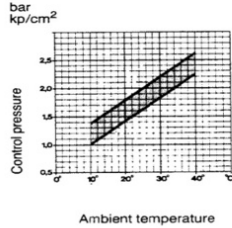




Test	Temperature (°C)	Measured pressure (Psi)	Measured pressure (Bar)	According to WSM
Cold Control Pressure	11	11	0,75	<p>Warm-up Regulator Control pressure „cold” (corresponds to ambient temperature) Diagram for warm-up regulator Part number 928.606.109.01 Bosch number 0438.140.036</p>   <p>Type 928 S Engine M 28.11/M 28.12 Europe, Rest of World Mod. 80</p> <p>1,1 bar at 11°C Or 0,8 – 1,1 bar @ 20°C</p>
Warm Control Pressure	11	50	3,45	3,4 – 3,8 bar



	Temperature (°C)	Measured pressure (Psi)	Measured pressure (Bar)	According to WSM
System Pressure	11	76	5,3	5,3 – 5,5 bar
				
Leak test : Pressure after 10min	11	39	2,7	2,7
				
Leak test : Pressure after 20min	11	38	2,6	2,6
Leak test : Pressure after 30min	11	36	2,5	2,5
Fuelpump delivery rate	11		400 cc	Min 1120 cc / 30s

