

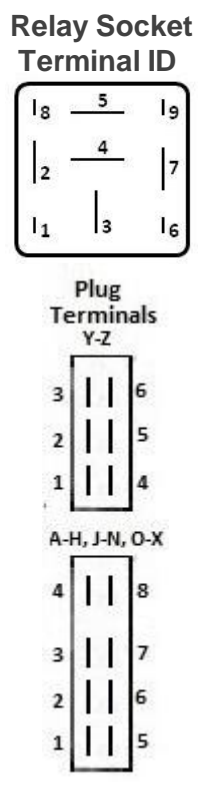
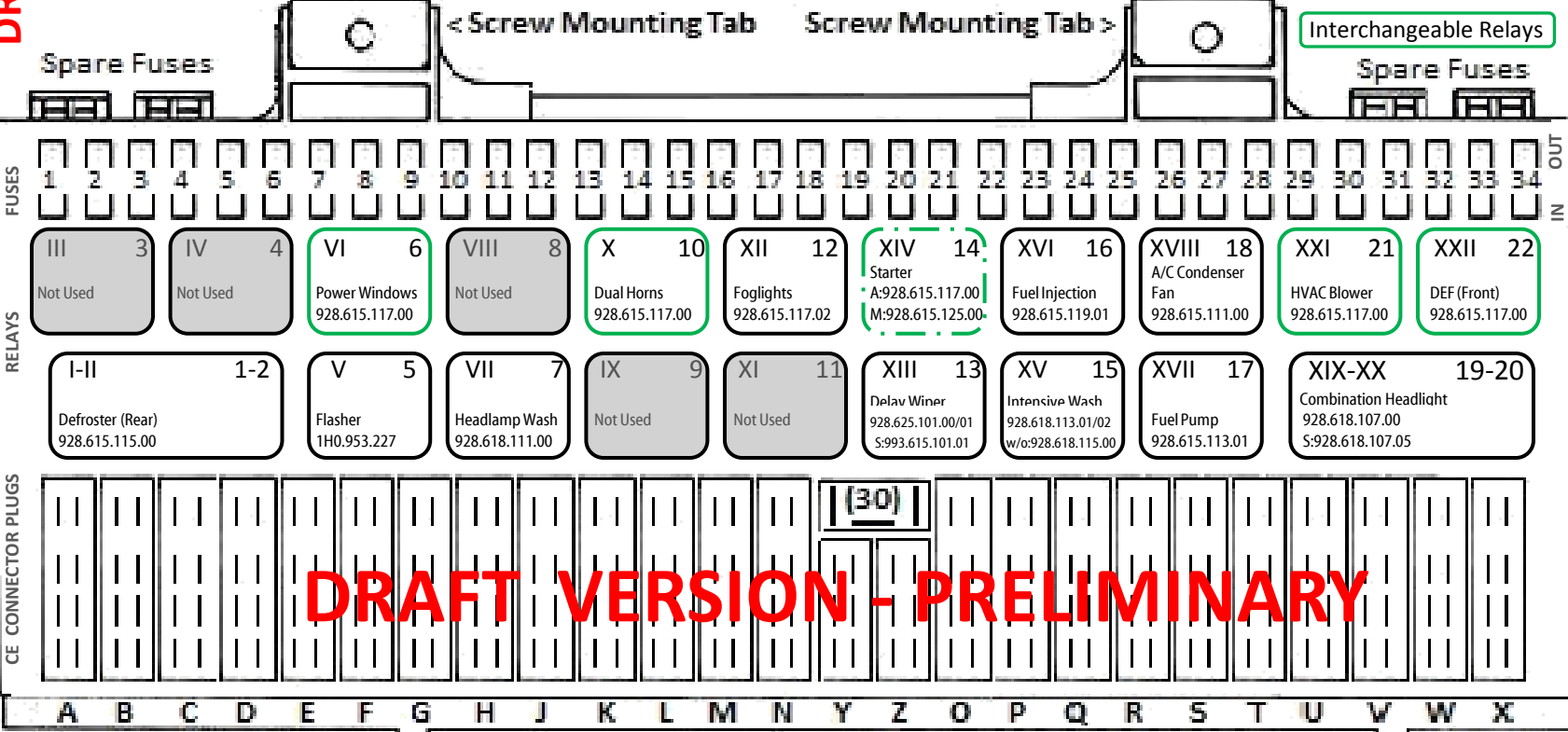


DRAFT VERSION - PRELIMINARY

1981 PORSCHE 928 Fuses : Location, Rating, Function & Input Bus																																		Ceramic Fuse			
1	2	3	4	5	6	7	8	9	10	11	12	13	14	15	16	17	18	19	20	21	22	23	24	25	26	27	28	29	30	31	32	33	34	 Fuse Output  Fuse Input			
					X					15								30																		Rating (A)	
																																				Input Bus: 30= Batt+, 15= Ignition, X= Accessory	Input Bus
																																				Fuse #	
Front Fog Lights (Left & Right) Aux. Highbeams (ROW Only) License Plate & Underhood Lights Console & Power Outlet Lights Power (Cigar) Outlet, Instruments Wipers, Intensive Washers Not Used Sunroof Backup Light, Mirrors, Rear Wiper Brake Lights, Cruise Control Instruments, Pod lights, Clock Instruments & Indicator lamps Not Used Electric Seats Horns, Rear Wiper Park, Antenna AC Condenser Cooling Fan HVAC Blower, Compressor Cutch Rear Defogger, Mirror Heaters Headlight Pod Motor Headlight Washers Power Windows, Central Lock Fuel Pump, Aux Air Valve, WUR Interior Light & Hatch Release Headlights Highbeam Left Headlights Highbeam Right Headlights Lowbeam Left Headlights Lowbeam Right Marker (Parking) Lights Left Marker (Parking) Lights Right Turn Signal Front Left Turn Signal Rear Left Turn Signal Front Right Turn Signal Rear Right Rear Foglight (ROW only)																																					

DRAFT VERSION - PRELIMINARY



DRAFT VERSION - PRELIMINARY