



ADJUSTING TEMPERATURE MIXTURE FLAPS

1. Set setting motor to maximum cooling output.
2. Disconnect setting motor linkage.




3. Move lever downward to maximum cooling position.
4. On right-hand side, remove securing screw of lever system.



5. Press lever 1 forward and lever 2 down as far as possible. Retighten securing screw.

6. Turn linkage until holes are aligned.



7. Engage pin.