

DRAFT VERSION - PRELIMINARY

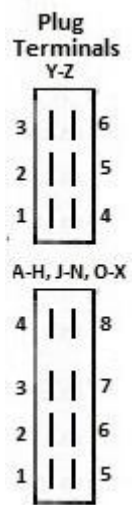
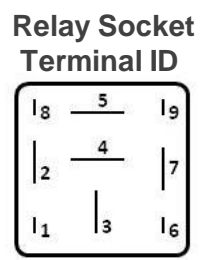
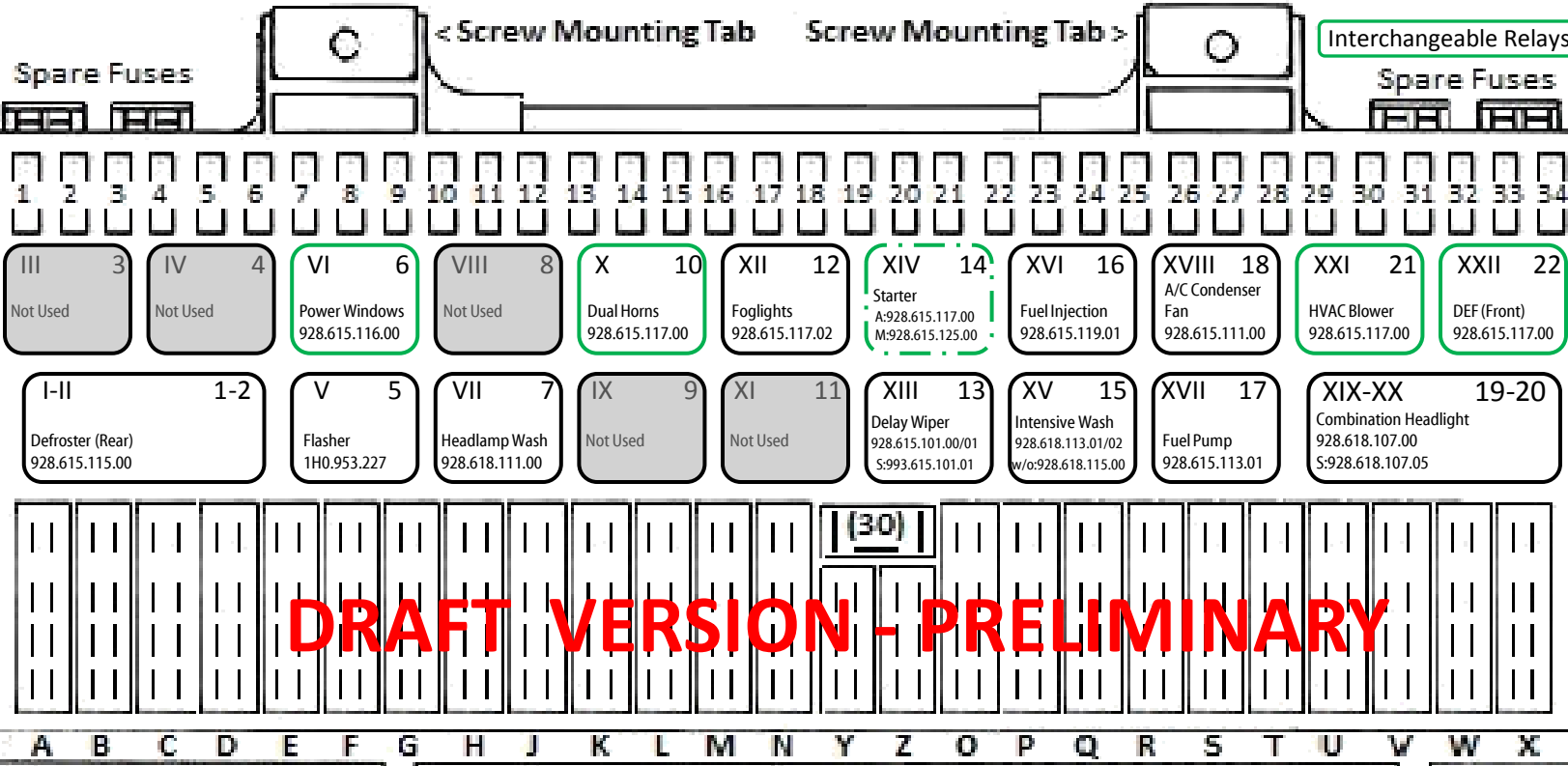
1982 PORSCHE 928

Fuses : Location, Rating, Function & Input Bus

© Alan C Moore 2014

Ceramic Fuse

1	2	3	4	5	6	7	8	9	10	11	12	13	14	15	16	17	18	19	20	21	22	23	24	25	26	27	28	29	30	31	32	33	34
Front Fog Lights (Left & Right)	Aux. Highbeams (ROW Only)	License Plate & Underhood Lights	Console & Power Outlet Lights	Power (Cigar) Outlet, Instruments	Wipers, Intensive Washers	Not Used	Sunroof	Backup Light, Mirrors, Rear Wiper	Brake Lights, Cruise Control	Instruments, Pod lights, Clock	Instruments & Indicator lamps	Not Used	Electric Seats	Horns, Rear Wiper Park, Antenna	AC Condenser Cooling Fan	HVAC Blower, Compressor Cutch	Rear Defogger, Mirror Heaters	Headlight Pod Motor	Headlight Washers	Power Windows, Central Lock	Fuel Pump, Aux Air Valve, WUR	Interior Light & Hatch Release	Headlights Highbeam Left	Headlights Highbeam Right	Headlights Lowbeam Left	Headlights Lowbeam Right	Marker (Parking) Lights Left	Marker (Parking) Lights Right	Turn Signal Front Left	Turn Signal Rear Left	Turn Signal Front Right	Turn Signal Rear Right	Rear Foglight (ROW only)
16	16	8	8	16	16	-	16	8	8	8	8	-	25	16	25	25	25	25	16	25	25	8	8	8	8	8	8	8	8	8	8	8	8
					X			15					30										Input Bus: 30= Batt+, 15= Ignition, X= Accessory										
Fuse Function																																	
Rating (A)																																	
Input Bus																																	
Fuse #																																	



DRAFT VERSION - PRELIMINARY