

Unlocking the doors with Porsche Entry & Drive (keyless)

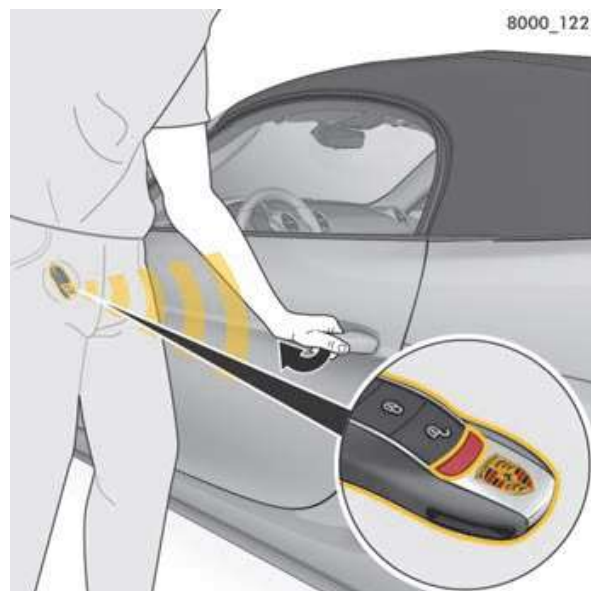


Fig. 43: Unlocking the doors with Porsche Entry & Drive

✓ Carry the driver's key with you, e.g. in your trouser pocket.

1. Grip the door handle fully.
The hazard warning lights flash once.
The doors are unlocked.
2. Pull the door handle.

i Information

Operational readiness of Porsche Entry & Drive is switched off after 96 hours for the driver's door and after 36 hours for the passenger's door if the vehicle is not unlocked within this time.

1. Pull the door handle once to activate the system again.
2. Pull the door handle again to open the door.

i Information

The vehicle is locked automatically after 30 seconds if no door or luggage compartment lid is opened. The alarm system is activated. Inclination sensor and interior surveillance system are not activated (restricted anti-theft protection). As a result, the doors can be opened from inside by pulling the door opener.

- ▶ Inform any persons remaining in the vehicle that the alarm system will be triggered if the door is opened.

When locked again, the interior surveillance system and inclination sensor are activated once more.

i Information

In the event of an accident in which the airbag is triggered, the doors are unlocked automatically in order to enable helpers to gain access to the vehicle. Additionally, the hazard warning lights are activated automatically.

Locking doors

Using SAFELOCK

SAFELOCK (on vehicles with interior surveillance) disables the door openers and central locking button on the locked vehicle in order to make attempted break-ins more difficult.


⚠ WARNING

Locking the doors from outside

No persons or animals should be left in the vehicle when it is locked from the outside because the doors and windows cannot be opened from the inside (SAFELOCK) on vehicles with interior surveillance. Locked doors make it more difficult for helpers to access the inside of the vehicle in the case of an emergency.

- ▶ Make sure that no persons or animals are inside the vehicle when locking it.

Locking the doors with the driver's key

1. Close the door.
2. Press button  once.
The hazard warning lights flash twice.


On vehicles with interior surveillance (SAFELOCK):

The doors cannot be opened from inside by pulling the door opener.

On vehicles without interior surveillance:
The doors are locked, but can be opened from inside by pulling the door opener.

– or –

If persons or animals are remaining in the vehicle (deactivate SAFELOCK if the vehicle is locked):

- ▶ Press the  button twice within 2 seconds.
The hazard warning lights flash slowly once.
The doors are locked, but can be opened from inside by pulling the door opener.
- ▶ Inform any persons remaining in the vehicle that the alarm system will be triggered if the door is opened.