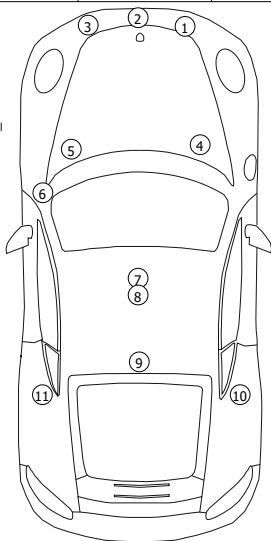


SHEET RELATES TO  
KS\_FAHRGASTRAUM




- ① CU HOMELINK
- ② ACC CONTROL UNIT
- ③ PAS ANTENNA LUGGAGE COMP 1
- ④ TSX23 FRONT LID
- ⑤ BRAKE FLUID SENSOR
- ⑥ BCM FRONT
- ⑦ PAS ANTENNA PASS COMP 1
- ⑧ WARNING LIGHT BUTTON
- ⑨ PAS ANTENNA PASS COMP 2
- ⑩ PAS ANTENNA OUTER WHEEL HOUSING RR
- ⑪ PAS ANTENNA OUTER WHEEL HOUSING RL

XA\_S018.1  
BLACK

XA\_M02  
BLACK

BRAKE FLUID SENSOR

LUGGAGE COM  
LID ACTU



COUNTERPART IN DIAGRAM

TSX4\_1 COCKPIT LEFT  
Baugleich mit 4F0\_972\_483  
X041.2A1

TSX4\_4 COCKPIT LEFT  
X044.2A1

TSX5\_1 COCKPIT RIGHT  
Baugleich mit 4F0\_972\_483  
X051.2A1

SCHWARZ

BRAUN

BLACK

Pin auf Blatt

1	04B.9G
2	04B.9G
3	04B.9G
4	04B.9G
5	04B.10G
6	04B.15G
7	04B.15G
8	57A.7E
9	57A.7E
10	04B.10G
11	04B.10G
12	04B.8G
13	
14	04B.15G
15	
16	05.22G
17	

Pin auf Blatt

1	57A.11E
2	04B.8G
3	05.22F
4	04B.8G
5	04B.7G
6	57A.7E
7	57A.7E
8	
9	04B.14G
10	04B.11G
11	04B.11G
12	04B.12G
13	04B.8G
14	
15	04B.7G
16	
17	

Pin auf Blatt

1	23.11E, 22.8E, 21.8D
2	23.11E, 22.8E, 21.8D
3	04B.19G
4	05.22F
5	05.22F
6	23.11E, 22.8E
7	22.8E, 23.11E
8	04B.17G
9	
10	05.22F
11	05.22F
12	05.22G
13	21.8E, 22.8F, 23.11E
14	21.8E, 22.8F, 23.11E
15	
16	05.22G
17	04B.22G

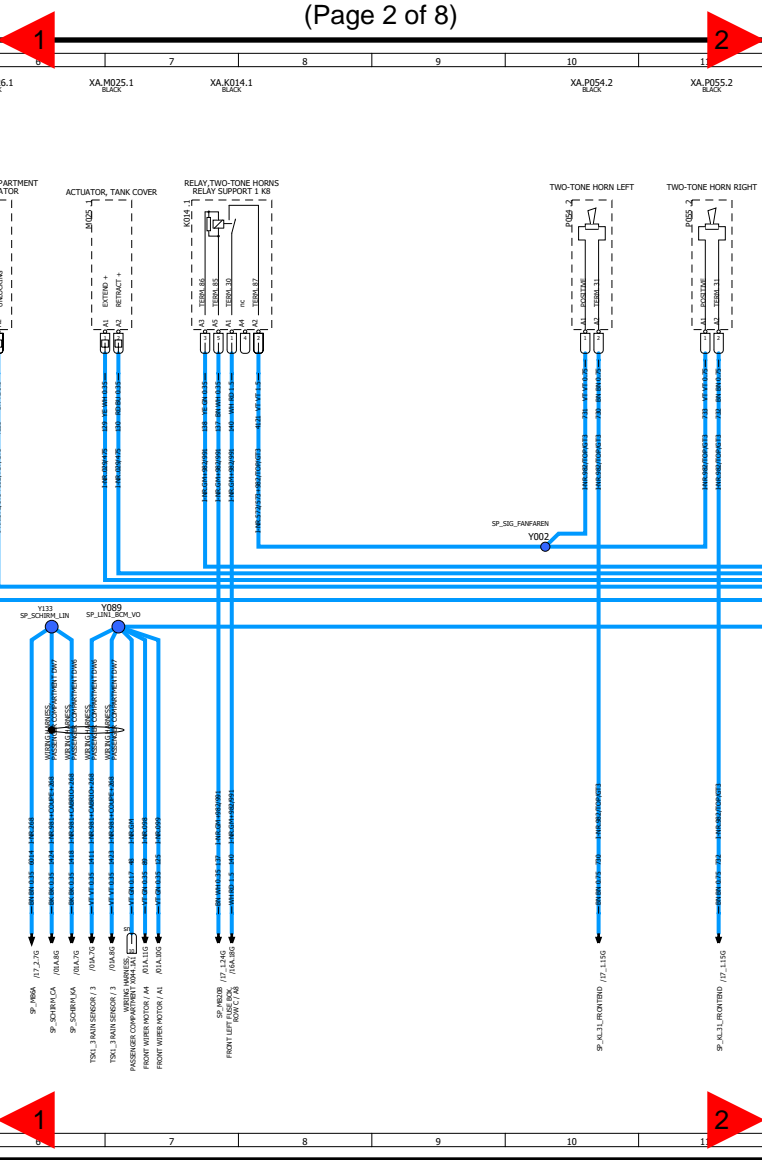
LEGEND:



BLACK	SW	BK
BROWN	BR	BN
RED	RT	RO
ORANGE	OG	OG
YELLOW	GE	YE
GREEN	GN	GN
BLUE	BL	BU
VIOLET	VI	VT
GREY	GR	GY
WHITE	WS	WH
PINK	RS	PK

SP\_WELDA /17\_117G

SP\_WELDA /17\_115G



1

2

1

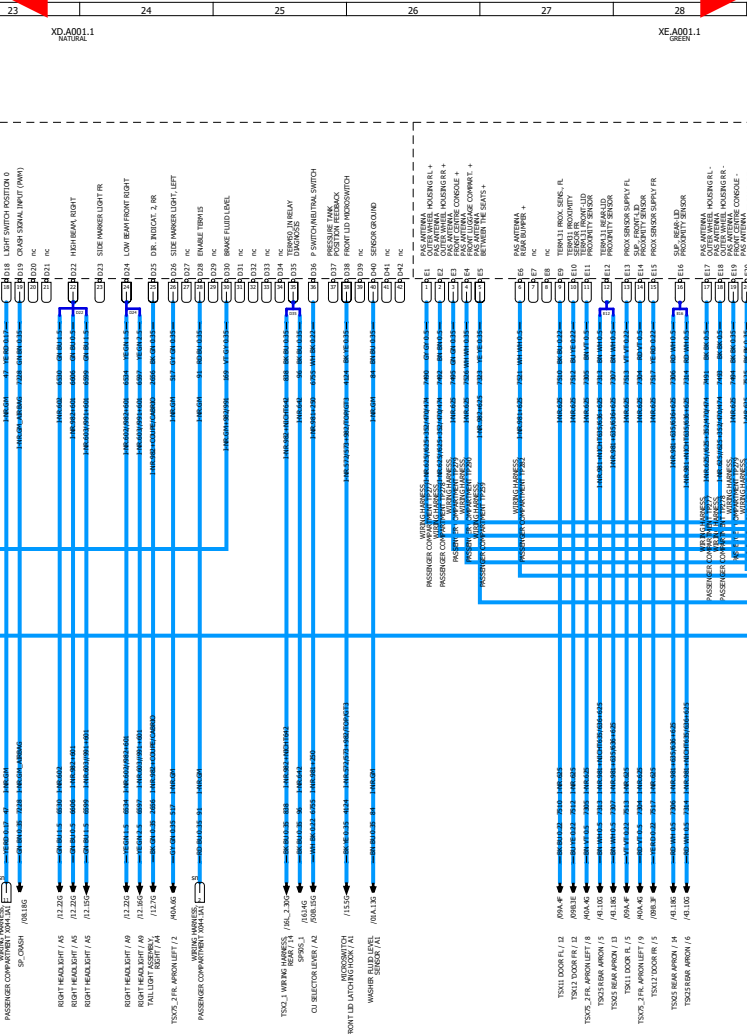
2



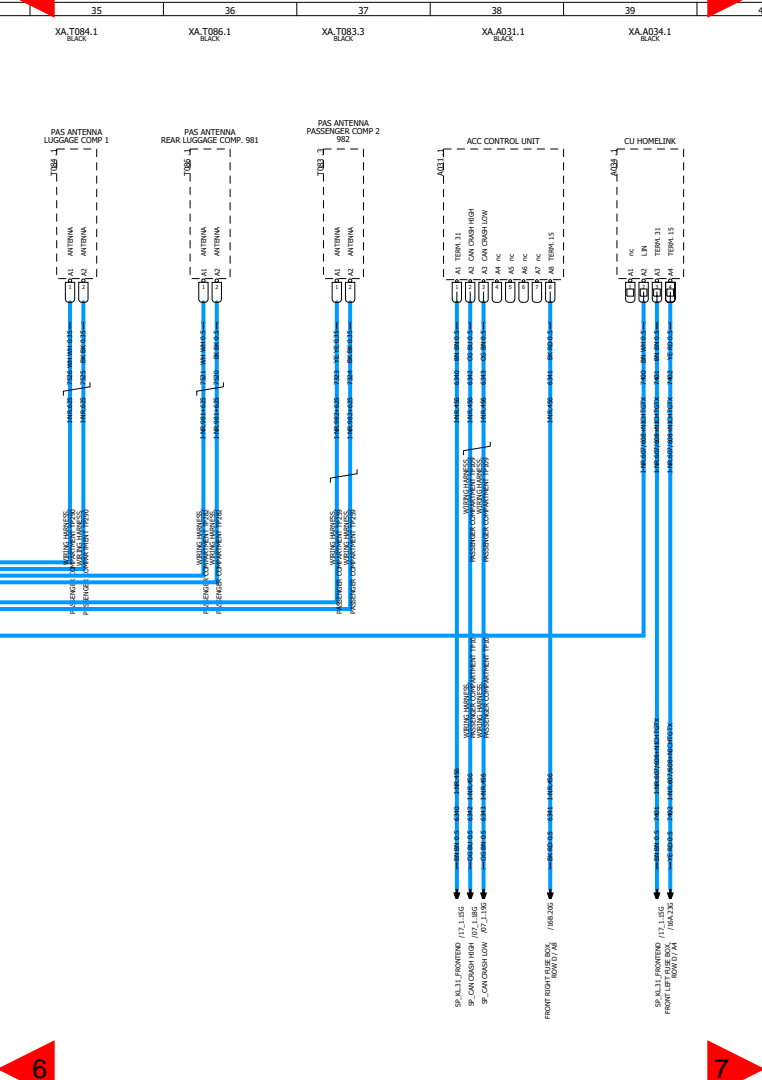


XD.A001.1  
NATURAL

XE.A001.1  
GREEN









40	41	42	43	44	45
----	----	----	----	----	----

982\_Boxster\_Cayman

MODEL 2018 (J)

SHEET

01

FRONT-END ELECTRONICS



40	41	42	43	44	45
----	----	----	----	----	----